

# SAFETY SIGNS

## CATALOGUE 2018/19





# Introduction

Welcome to our 2018/2019 catalogue. With over 500 new product lines added, we are confident that you will find the sign that you are looking for, but if you can't we are more than happy to offer a bespoke solution to meet your requirements. As ever we have kept an eye on changes to legislation and have developed innovative and practical products to ensure we continue to offer a comprehensive range of Health and Safety Signs and safety related products.

We have introduced a new material to this year's catalogue in the form of our "Quick-Fix" range. This combines the benefits of our rigid PVC signs with a self-adhesive backing to enable quick and easy installation of signs. You can find more information about our most popular materials, along with details on how to order our signs, on pages 2-3.

We have also upgraded our photoluminescent material to Class C grade. Upgrading our photoluminescent material ensures that our 'glow in the dark' signs will glow brighter and longer than ever before.

# Custom Made Signs

This year we have made it easier to create your own signs. Despite the thousands of sign messages available in our catalogue we appreciate that there will always be a time when you need something different.

If you need a 'special' sign in the format of a warning, mandatory or prohibition safety sign, we can create your design in a range of sizes and materials. See pages 130 - 131 for more information.

We can also supply digitally printed 'customs' which can include photography. See pages 132 - 133 for detailed information on our specials.

# Featured

We offer a wide range of unique and innovative products throughout our catalogue. Below is a small sample of what is available but if you don't find the item you require please let us know and we'll attempt to find a solution that works for you.



Shadow Boards Page 63



Health & Wellbeing Posters Page 49



Reflex Traffic Signs & Frame Page 103



Bespoke Acrylic Signs Page 54



Good to Go Safety Pages 125-127



Bar & Hotel Signs Page 50



Near Miss Station Page 118



**Fire**

- 4 - 6 Extinguishers
- 6 Alarms
- 7 Equipment
- 8 Personnel
- 9 - 11 Action
- 12 - 13 Doors

**Emergency Escape**

- 14 Directional
- 15 Door Signs
- 16 - 17 Disabled & Inclusive
- 16 Services and Hospitals
- 17 Large Format
- 18 Marking Strips
- 19 Assembly Points

**Prohibition**

- 21 - 22 Smoking
- 22 E-Cigarettes
- 23 Restricted Access
- 24 Vehicles / Machinery
- 25 General Prohibition

**Warning**

- 26 - 27 Harmful Substances
- 28 - 29 Site Safety
- 30 Security
- 30 - 31 Electrical
- 32 Machinery / Vibration
- 32 - 33 Labels
- 33 Food Allergies
- 34 Free Standing
- 35 Barriers / Cones

**Mandatory**

- 36 - 37 Personal Protective Equipment
- 38 Noise Control
- 39 Machinery / Equipment
- 40 Catering & Hygiene

**Multi-Message**

- 41 Hazardous Substances
- 42 Flammable Substances
- 43 Machinery / Vehicles
- 44 Factories & Warehouses
- 45 Site Safety

**Information**

- 46 Amenities
- 47 General Information
- 48 Braille
- 49 Ramps / Wellbeing
- 50 - 51 Hotels / Bars
- 51 - 52 Schools
- 53 Adapt-a-Sign

**Deluxe**

- 54 Stand-offs
- 55 Engraved Signs
- 56 Engraved Tags
- 57 Aluminium / Brass

**Janitorial**

- 58 - 59 Recycling & Waste
- 60 Spillages
- 61 Barriers

**6S Safety**

- 62 Posters
- 63 Shadow Boards

**Warehouses**

- 64 Multi-Lingual
- 65 Quality Control / Working Loads
- 66 Impact Protection
- 66 Floor Marking
- 67 - 68 Safety Signs / Marking
- 69 Mirrors
- 70 Pipe Line

**LOTO**

- 71 Components
- 72 Signs & Tags
- 73 Stations & Kits

**Floor Safety**

- 74 - 75 Floor Graphics
- 76 Floor Tapes
- 76 - 77 Marking & Cables
- 78 Barriers
- 79 Chain Posts

**Security**

- 80 CCTV
- 81 Security Notices

**First Aid**

- 82 Personnel
- 83 Safe Conditions

**Posters**

- 84 First Aid
- 85 Work Safety
- 86 Training
- 87 Regulations
- 88 Electricity / Site Safety
- 89 GHS & Hazardous Substances
- 90 - 91 Display Frames
- 91 Roller Banners

**Hazard**

- 92 Substance Labels
- 93 GHS Labels
- 94 GHS & COSHH Information
- 95 Hazchem Plates & Placards
- 96 Hazardous Site
- 96 - 97 Vehicles

**Car Park**

- 98 - 99 Directions / Notices
- 99 Stencils
- 100 Verge Signs
- 101 Speed Ramps & Restrictions

**Road Traffic**

- 102 Traffic Signs (RA1 & RA2)
- 103 Reflex Frames & Signs (RA1)
- 104 Iron Sign Frames
- 105 Temporary Reflective (RA1)
- 106 Fold Up Signs
- 107 Cone Signs
- 108 - 109 Non Reflective Site Traffic

**Construction**

- 110 Multi-Message / Mandatory
- 111 Warning / Prohibition
- 112 Bespoke Multi Message Boards
- 113 - 114 Multi Message Boards
- 115 Starter Packs
- 116 Posters
- 117 Scaffolding Safety
- 118 Amenities
- 119 Notice Boards
- 120 - 121 Saver Signs
- 122 - 123 Multi Message Banners
- 124 Barriers

**Good to Go Safety**

- 125 Components
- 126 Annual Kits
- 127 Visual Reminders

**Fixings**

- 128 External Fixings
- 129 Internal Fixings

**Custom Made**

- 130 - 131 Standard Special
- 132 - 133 Custom Special

**Featured Products**

	Shadow Boards	63
	All Inclusive Gender Toilets	46
	Mental Wellbeing Posters	49
	Bar Signs	50 - 51
	Recycling Signs	58 - 59
	ReFlex Traffic Frame & Signs	103
	Equipment Inspection Posters	127
	Fire Extinguisher Identification	4 - 5
	Sign Post Clips	128
	Equipment Inspection Books	125
	Multi-Purpose Mirrors	69
	Construction Site Notices	112 - 114
	Lock Out Tag Out	71 - 73
	Warehouse Multi-Message Signs	44
	Floor Graphics	74
	Verge Signs	100
	Near Miss Stations	118
	Acrylic Stand-off Signs	54
	Plastic Chain Posts	79
	Terrorism Security Signs	81
	Permits to Work	86
	Poster Frames	90
	Retractable Barriers	78
	Haz Chem ADR Plates	95
	Cone Signs	107
	Spill Kit Stations	60
	6S Signs & Posters	62
	Magnetic Signs	68

**Index**

134 - 136

Please refer to pages 2-3 for an explanation on how to order. For a comprehensive breakdown of products please see the index at the back of this catalogue.



How to Order

Each product within this catalogue has its own unique product code. To help you to understand the meaning of the code and identify the size and materials available please follow the guidance below:



- 1 3407

G

M

K

P
- 2 3407

G

K
- 7 3407

P
- 8 3407

K
- Floor Graphic

400 x 600mm

5 8737

This sign is available in four standard material options '1, 2, 7, 8' see table below for material code reference.

The unique design code is '3407'

Each letter identifies available size options which can be found in the table below. Letters in squares represents landscape orientations. Letters in circles represents portrait orientations.

5 codes refer to products with miscellaneous materials / sizes and therefore have the details required beside the code. (e.g. Floor Graphic, code 5 8737)

Step 1

Find the sign you require using the index or contents page.

Step 2

When you find the sign you require, use the **BOLD NUMBERS** (at the start of the code) and using the material grid (our material / size grid is on the bottom right hand corner of every double page spread) find out which materials are available for your chosen sign design.

Step 3

Once you've chosen the required material, choose the required size using the **LETTERS** (at the end of the code).

Our sizes always read as width x height (WxH). Use the grid below (which is on every double page spread) to identify the available size options for your sign of choice. To help choose the best size for your situation you should also take into account the recommended viewing distances for safety signs – please see our viewing distance guide below.

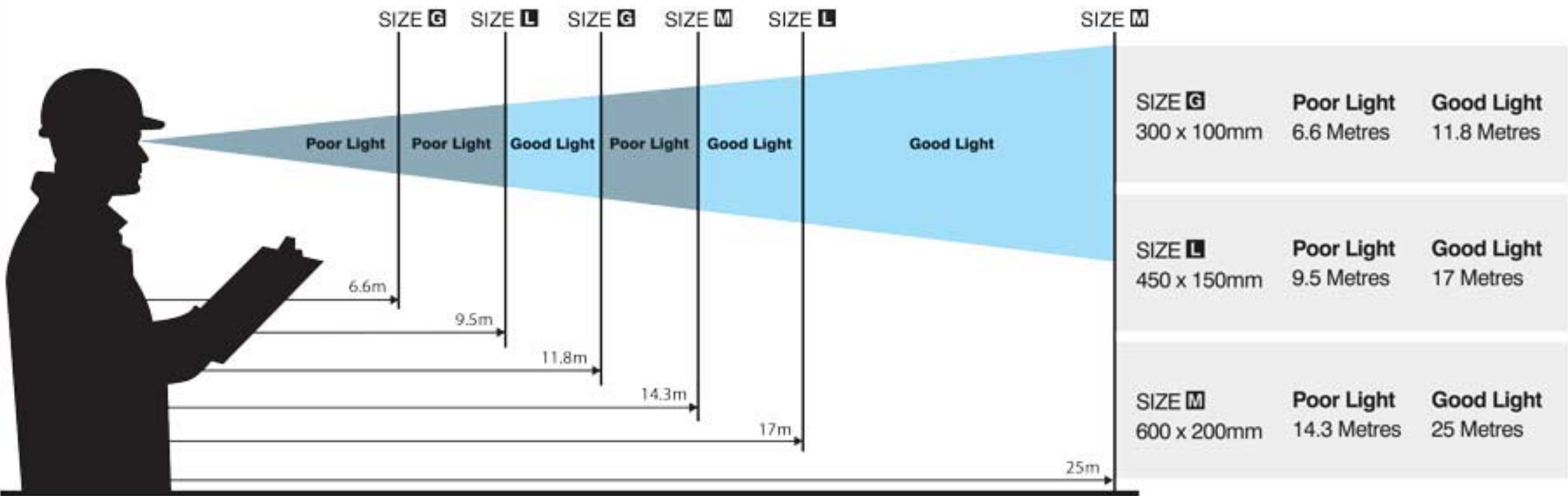
Material Codes	Landscape Sizes			Portrait Sizes		
1 Rigid Plastic	<b>A</b> 100 x 75mm	<b>J</b> 400 x 200mm	<b>U</b> 100 x 100mm	<b>A</b> 75 x 100mm	<b>J</b> 200 x 400mm	<b>U</b> 100 x 100mm
2 Self Adhesive Vinyl	<b>B</b> 80 x 80mm	<b>K</b> 400 x 300mm	<b>V</b> 300 x 150mm	<b>B</b> 80 x 80mm	<b>K</b> 300 x 400mm	<b>V</b> 150 x 300mm
3 Photoluminescent Rigid Plastic	<b>C</b> 150 x 150mm	<b>L</b> 450 x 150mm	<b>W</b> 900 x 600mm	<b>C</b> 150 x 150mm	<b>L</b> 150 x 450mm	<b>W</b> 600 x 900mm
4 Photoluminescent Self Adhesive	<b>D</b> 150 x 100mm	<b>M</b> 600 x 200mm	<b>X</b> 200 x 100mm	<b>D</b> 100 x 150mm	<b>M</b> 200 x 600mm	<b>X</b> 100 x 200mm
5 Miscellaneous	<b>E</b> 200 x 150mm	<b>N</b> 400 x 400mm		<b>E</b> 150 x 200mm	<b>N</b> 400 x 400mm	
6 Aluminium	<b>F</b> 200 x 200mm	<b>P</b> 600 x 400mm		<b>F</b> 200 x 200mm	<b>P</b> 400 x 600mm	
7 Polycarbonate	<b>G</b> 300 x 100mm	<b>Q</b> 600 x 450mm		<b>G</b> 100 x 300mm	<b>Q</b> 450 x 600mm	
8 Quick Fix	<b>H</b> 300 x 250mm	<b>S</b> 200 x 75mm		<b>H</b> 250 x 300mm	<b>S</b> 75 x 200mm	

Step 4

Identify the sign you require and check the size/material options available. Use the pricelist found at the back of the catalogue (or available on request) to find your price. Miscellaneous products (beginning with a 5) are listed on a page-by-page basis beneath the grid.

Viewing Distances

These distances are for guidance only (showing the minimum size sign to use). Please refer to BS ISO 3864-1:2011 for specific calculations.





## Material Information

Deciding on your sign message is only the first step. When ordering a sign, thought should also be given to where that sign is going to be displayed. Consider the environment it will be located within – is it internal or external? Is it for display in a warehouse or a prestige hotel? Our guide below will help you to decide which material is best for your location and covers our most popular sign materials – this list is not exhaustive so if you can't see the product you require please contact our sales team and we will be happy to quote in the material of your choice.

### 1. Rigid Plastic



Easily drilled, white, glossy, rigid PVC plastic. It's lightweight with high impact strength, suitable for internal and external use. Used for Quick Fix signs.

### 2. Self Adhesive Vinyl



High gloss, flexible PVC with self adhesive backing. Suitable for most smooth, dry and clean surfaces. Ideally suited for indoor signs and warehouse labelling.

### Photoluminescent 3. Rigid Plastic



Rigid PVC with photoluminescent pigmentation (1.2mm thick). After glow properties exceed PSPA 'Class C' Standard. Luminance properties and performance measured to DIN 67510.

### Photoluminescent 4. Self Adhesive Vinyl



Flexible self adhesive PVC with photoluminescent pigmentation. After glow properties exceed PSPA 'Class C' standard. Luminance properties and performance measured to DIN 67510.

## 5. Miscellaneous Products

Any product outside of our standard choice of material or size ranges. This may include items such as rolls of tape, sign frames or banners, or any sign requiring bespoke designs. It may include products using (but not limited to) the following materials:

### Banner PVC



Flame resistant, 440gsm PVC banner for indoor and outdoor applications. Digitally printed for eye catching displays.

### Fluted Polypropylene



4mm, ideal for a temporary signage solution. This material is lightweight, waterproof, strong and 100% recyclable.

### Synthetic Paper



110gsm high density polyethylene. Highly durable: tear, water and grease resistant. Ideal for eye catching posters.

### Foam PVC



Available in 3mm, 5mm or 10mm. Bright white, lightweight & waterproof. Easily drilled for fixing. Ideal for external site safety boards.

### Clear Acrylic



5mm, high quality cast acrylic (non-shatter). Good resistance to weather, discolouring and most chemicals. Ideal for prestige signs, 100% recyclable.

### Aluminium Composite



3mm, white aluminium skin with a polyethylene core. Lightweight & weather resistant. Ideal for external site safety boards. No scrap value reduces risk of theft.

### Reflective Traffic



Available on various materials (aluminium, zinc & aluminium composite) with a choice of reflective finish. RA1 reflective (engineering grade) for temporary traffic signs. R2 reflective (high intensity) for permanent traffic signs (CE marked).

### Tactile & Braille



2-ply ABS material for internal use offers a durable, scratch resistant, glossy surface. 2-ply DR acrylic material for internal or external use offers a durable, scratch resistant surface. Available in various colours and surface finishes. Laser and routing capabilities offer a high quality finish.

### 6. Aluminium



0.9mm aluminium with gloss white powder coating. Suitable for both internal and external applications. Excellent weathering and UV resistance provides a long-life product.

### 7. Polycarbonate



2mm transparent, flame retardant polycarbonate. Sub-surface printing prevents damage/vandalism. Extreme high impact resistance

### 8. Rigid PVC with Adhesive Back



A glossy white rigid PVC surface provides a durable finish, whilst a self adhesive backing removes the need for drilling, screws or additional adhesive fixings.



## Fire Extinguisher Identification

The Regulatory Reform (Fire Safety) Order 2005 places responsibility of fire safety on employers to ensure that a fire risk assessment has been conducted to establish fire risks and that appropriate actions are taken to reduce them. Failure to comply could lead to severe legal penalties.

Under the Regulatory Reform (Fire Safety) Order 2005, any non-automatic fire fighting equipment should be positioned and signed in accordance with BS EN ISO 7010:2012 to ensure maximum levels of comprehension. By positioning an appropriate fire equipment sign at a height between 1.7m - 2m from the floor it helps to locate and identify essential fire equipment in the event of its viewing being obscured by furnishings in the room.




**WATER**


SAFE FOR: Wood, paper and textiles

NOT FOR: Flammable liquid fires, Live electrical equipment, Flammable METAL fires

1 1214 S  
2 1214 S  
3 1214 S  
4 1214 S  
8 1214 S

Aluminium  
75 x 200mm  
5 9186

Brass  
75 x 200mm  
5 9182



**CARBON DIOXIDE**

SAFE FOR: Flammable liquids, Live electrical equipment

NOT FOR: Flammable solids, Flammable gases, Not to operate within confined space

1 1217 S  
2 1217 S  
3 1217 S  
4 1217 S  
8 1217 S

Aluminium  
75 x 200mm  
5 9184

Brass  
75 x 200mm  
5 9180



**WET CHEMICAL**

SAFE FOR: Cooking oils and deep fat fires, Wood, paper and textiles, Flammable liquids

NOT FOR: Flammable solids, Flammable gases, Live electrical equipment

1 1231 S  
2 1231 S  
3 1231 S  
4 1231 S  
8 1231 S




**FOAM BRANCH PIPING**

SAFE FOR: Wood, paper and textiles, Flammable liquids

NOT FOR: Live electrical equipment, Flammable METAL fires

1 1219 S  
2 1219 S  
3 1219 S  
4 1219 S  
8 1219 S



**ABC POWDER**

SAFE FOR: Wood, paper and textiles, Flammable liquids, Flammable gases, Live electrical equipment

1 1216 S  
2 1216 S  
3 1216 S  
4 1216 S  
8 1216 S



**FOAM SPRAY**

SAFE FOR: Wood, paper and textiles, Flammable liquids

NOT FOR: Live electrical equipment, Flammable METAL fires

1 1215 S  
2 1215 S  
3 1215 S  
4 1215 S  
8 1215 S

Aluminium  
75 x 200mm  
5 9183

Brass  
75 x 200mm  
5 9179



**L2 POWDER**

SAFE FOR: Flammable METAL fires (inc. Lithium)

NOT FOR: Wood, paper and textiles, Flammable liquids, Flammable gases

1 1242 S  
2 1242 S  
3 1242 S  
4 1242 S  
8 1242 S



**ALCOHOL RESISTANT FOAM**

SAFE FOR: Wood, paper and textiles, Flammable liquids


NOT FOR: Live electrical equipment, Flammable METAL fires

1 1244 S  
2 1244 S  
3 1244 S  
4 1244 S  
8 1244 S

Frosted Acrylic  
200 x 150mm  
5 1234



See page 54 for our full range



**WATER**


SAFE FOR: Wood, paper and textiles

NOT FOR: Live electrical equipment, Flammable liquids, Flammable METAL fires

1 1237 DE  
2 1237 DE  
3 1237 DE  
4 1237 DE  
8 1237 DE

Frosted Acrylic  
200 x 150mm  
5 1237

Photolum Acrylic  
200 x 150mm  
5 1253



**FOAM SPRAY**

SAFE FOR: Wood, paper and textiles, Flammable liquids

NOT FOR: Live electrical equipment, Flammable METAL fires

1 1234 DE  
2 1234 DE  
3 1234 DE  
4 1234 DE  
8 1234 DE

Frosted Acrylic  
200 x 150mm  
5 1234

Photolum Acrylic  
200 x 150mm  
5 1255




**WET CHEMICAL**

SAFE FOR: Cooking oils and deep fat fires, Wood, paper and textiles, Flammable liquids

NOT FOR: Flammable solids, Flammable gases, Live electrical equipment

1 1236 D  
2 1236 D  
3 1236 D  
4 1236 D  
8 1236 D




**ABC POWDER**

SAFE FOR: Wood, paper and textiles, Flammable liquids, Flammable gases, Live electrical equipment

1 1233 DE  
2 1233 DE  
3 1233 DE  
4 1233 DE  
8 1233 DE

Frosted Acrylic  
200 x 150mm  
5 1233

Photolum Acrylic  
200 x 150mm  
5 1256



**CARBON DIOXIDE**

SAFE FOR: Flammable liquids

NOT FOR: Live electrical equipment, Flammable solids, Flammable gases, Flammable METAL fires

1 1235 DE  
2 1235 DE  
3 1235 DE  
4 1235 DE  
8 1235 DE

Frosted Acrylic  
200 x 150mm  
5 1235

Photolum Acrylic  
200 x 150mm  
5 1254




**L2 POWDER**

SAFE FOR: Flammable METAL fires (inc. Lithium)

NOT FOR: Wood, paper and textiles, Flammable liquids, Flammable gases, Live electrical equipment

1 1241 D  
2 1241 D  
3 1241 DE  
4 1241 D  
8 1241 D



**ALCOHOL RESISTANT FOAM**

SAFE FOR: Wood, paper and textiles, Flammable liquids

NOT FOR: Live electrical equipment, Flammable METAL fires

1 1245 D  
2 1245 D  
3 1245 D  
4 1245 D  
8 1245 D



**HYDROSPRAY**

SAFE FOR: Wood, paper and textiles, Flammable liquids

NOT FOR: Live electrical equipment, Flammable solids, Flammable gases, Flammable METAL fires

1 1240 D  
2 1240 D  
3 1240 DE  
4 1240 DE  
8 1240 DE



## Fire Extinguisher Signs



1 1005 (E)  
2 1005 (E)




1 1006 (E)  
2 1006 (E)



1 1004 (E)  
2 1004 (E)



1 1030 (E)  
2 1030 (E)



1 1009 (E K)  
2 1009 (E K)



1 1013 (E K H)  
2 1013 (E K H)  
3 1013 (E K)  
4 1013 (E K)  
8 1013 (E)

Braille  
150 x 225mm  
5 6179



2 1038 (E)



2 1046 (E)



1 1001 (X)  
2 1001 (X)



1 1222 (E)  
2 1222 (E)



1 1021 (C)  
2 1021 (C)



1 1018 (C U)  
2 1018 (C U)  
3 1018 (C U)  
4 1018 (C U)  
8 1018 (C U)

Aluminium  
175 x 175mm  
5 9103

Brass  
175 x 175mm  
5 9102



1 1058 (E)  
2 1058 (E)



1 1074 (E)  
2 1074 (E)



1 1239 (S)  
2 1239 (S)



1 1243 (S)  
2 1243 (S)



1 1056 (V)  
2 1056 (V)



1 1055 (V)



5 8011

To identify locations of fire extinguishers from several viewing angles, use projecting signs. Supplied ready to install with a drilling guide.

Rigid Plastic  
150 x 200mm  
5 8002

Photo Rigid  
150 x 200mm  
5 8011

English & Polish

Fit this sign behind the extinguisher. It is there to highlight when an extinguisher has been removed and not replaced.

## Fire Extinguisher Information Board

Display this sign on a notice board or communal area to give staff general information on extinguishers. Do not place directly above extinguishers.

**WATER**

SAFE FOR: Wood, paper and textiles

NOT FOR: Flammable liquid fires, Live electrical equipment, Flammable METAL fires

**FOAM SPRAY**

SAFE FOR: Wood, paper and textiles, Flammable liquids

NOT FOR: Live electrical equipment, Flammable METAL fires

**ABC POWDER**

SAFE FOR: Wood, paper and textiles, Flammable liquids, Gaseous fires, Live electrical equipment

NOT FOR: Flammable METAL fires

**CARBON DIOXIDE**

SAFE FOR: Flammable liquids, Live electrical equipment

NOT FOR: Wood, paper and textiles, Do not operate within confined space

**WET CHEMICAL**

SAFE FOR: Cooking oils and deep fat fires, Flammable liquids, Flammable gases, Live electrical equipment

NOT FOR: Flammable METAL fires

**HYDRO SPRAY**

SAFE FOR: Wood, paper and textiles, Flammable liquids, Flammable gases, Live electrical equipment

NOT FOR: Flammable METAL fires

1 1226 (L)  
2 1226 (L)  
3 1226 (L)  
4 1226 (L)

## Pocket Guides

Semi-Rigid PVC - 75 x 90mm - Pack of 10

**Fire extinguisher colour codes**

To BS EN 3

Fire Risk	A	B	C	F	F+	T
Paper, Wood, Textiles	✓					
Flammable Liquids		✓				
Flammable Gases			✓			
Cooking Oils & Deep Fat Fires				✓		
Electrical Equipment					✓	
Vehicle Protection						✓

Reverse

**Fire extinguisher colour codes**

To BS EN 3 & BS 7863

Fire Risk	A	B	C	F	F+	T
Paper, Wood, Textiles	✓					
Flammable Liquids		✓				
Flammable Gases			✓			
Cooking Oils & Deep Fat Fires				✓		
Electrical Equipment					✓	
Vehicle Protection						✓

Reverse

5 8101      5 8120

## Fire Extinguisher Location Boards


Extinguisher bracket (not supplied) should be fixed through the panel and onto the wall.



3mm Foam PVC  
450 x 900mm


Choose from

- Water 5 8014
- Foam Spray 5 8015
- ABC Powder 5 8016
- Carbon Dioxide 5 8017



3mm Foam PVC  
900 x 900mm  
5 8020

Specify the two required extinguisher IDs when ordering.



3mm Foam PVC  
300 x 800mm  
5 1028




Photo Foam PVC  
300 x 800mm  
5 1029

Select relevant self adhesive extinguisher ID from page 4 and apply to top of board in the space provided. Extinguisher ID sign & bracket not included

Apply a Self Adhesive 150 x 100 ID sign

Material Codes		Landscape Sizes		Portrait Sizes	
1 Rigid Plastic	5 Miscellaneous	C 150 x 150mm	G 300 x 100mm	E 150 x 200mm	S 75 x 200mm
2 Self Adhesive Vinyl	6 Aluminium	D 150 x 100mm	L 450 x 150mm	H 250 x 300mm	V 150 x 300mm
3 Photoluminescent Rigid Plastic	7 Polycarbonate	E 200 x 150mm	U 100 x 100mm	K 300 x 400mm	X 100 x 200mm
4 Photoluminescent Self Adhesive	8 Quick Fix				

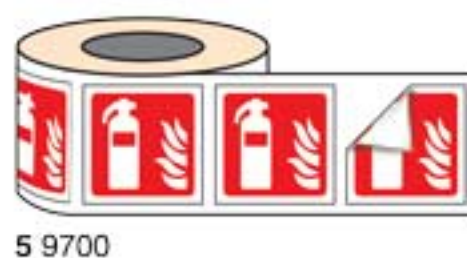


## Fire Alarms & Equipment

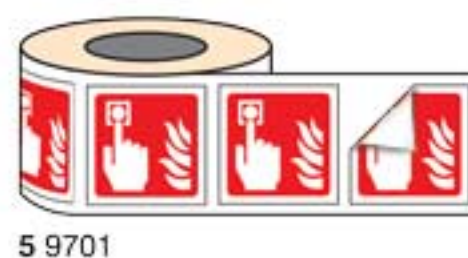


### Rolls of Labels • Roll of 100 • Self Adhesive Vinyl • 100 x 100mm

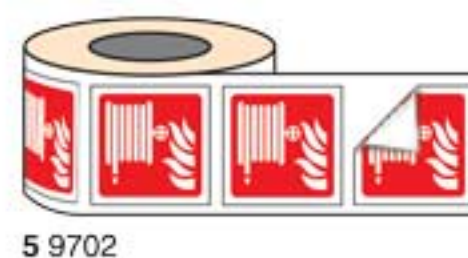
Self adhesive labels are supplied ready cut to peel off and apply. Conveniently supplied on rolls of 100, easy to store and easy to use. If you cannot find the label you need we will be happy to quote for your requirements. Please contact our sales desk for further details.



5 9700



5 9701



5 9702

## Extinguisher Vehicle Marking

Face self adhesive for application to the inside of a window.



Self Adhesive  
300 x 50mm

5 8060

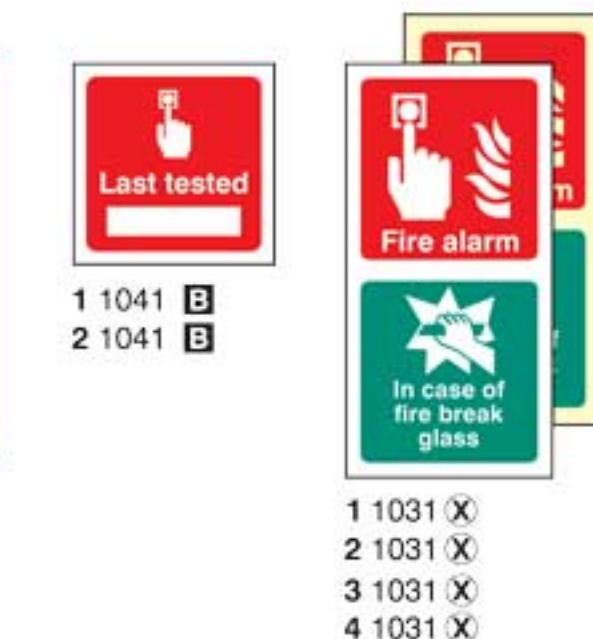
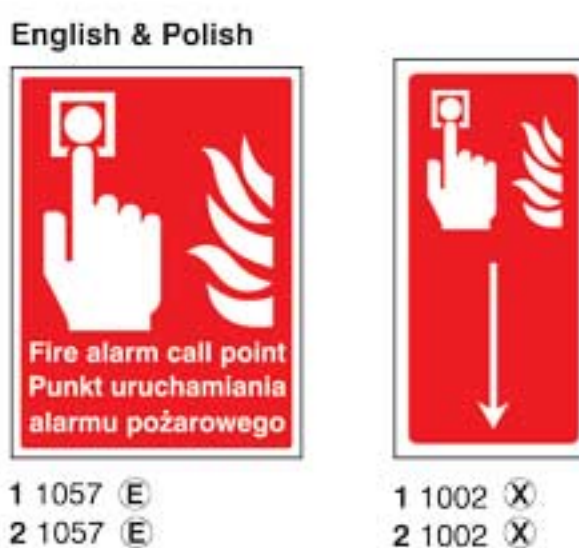
## Extinguisher Inspection Tag



BS5306 recommends a monthly inspection of all fire extinguishers. This tag should be attached to the extinguisher.

Matt PVC  
50 x 80mm - Pack of 10  
5 8108

## Fire Alarm Signs



## Projecting Sign



5 8003

To identify locations of fire alarms from several viewing points, use our projecting sign. Supplied ready to install with a drilling guide.

Rigid Plastic 150 x 200mm 5 8003  
Photo Rigid 150 x 200mm 5 8009



Fine Line  
Marker Pen  
5 3430


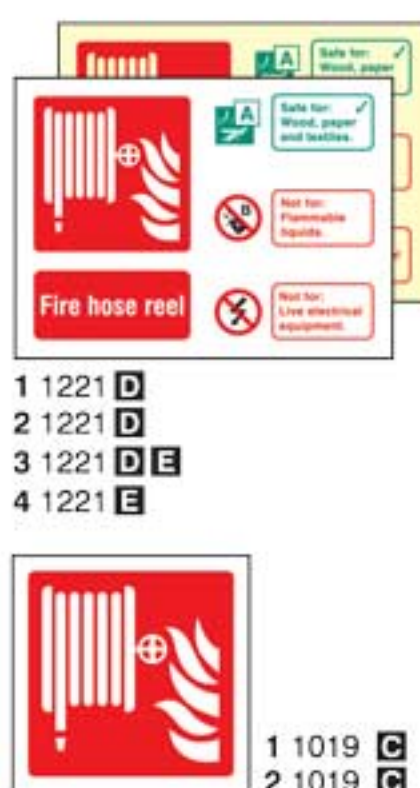
## Desktop Sign



This desktop sign is ideal for reception areas to inform staff and visitors of planned fire alarm tests. Write the time of the test in the space and display when required.

Rigid Plastic  
Face 300 x 210mm  
5 8062

## Fire Hose Signs





## Fire Equipment Signs



Projecting Sign  
150 x 200mm  
Ready to install  
5 8040



1 1067 (E) (K)  
2 1067 (E) (K)



1 1012 (E)  
2 1012 (E)



1 1027 (E)  
2 1027 (E)



1 1218 (S)  
2 1218 (S)  
3 1218 (S)  
4 1218 (S)  
8 1218 (S)

Aluminium  
75 x 200mm  
5 9185

Brass  
75 x 200mm  
5 9181

## Fire Point



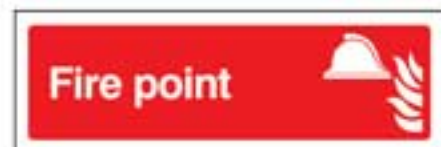
1 1048 (H)



1 1049 (H)



1 1032 (E) (K)  
2 1032 (E) (K)



1 1026 (G) (L)  
2 1026 (G) (L)

Self Adhesive Numbers  
Sheet of 10 - 25mm Height

0	1	2	3	4	Black Text 5 8201
5	6	7	8	9	White Text 5 8202



1 1014 (E) (K) (H)  
2 1014 (E) (K) (H)  
3 1014 (E) (K)  
4 1014 (E) (K)  
7 1014 (E) (K)  
8 1014 (E) (K)

## Projecting Signs



To identify locations of fire points from several viewing angles, use our EasiFIX projecting sign. Ready to install with drilling guide.

Rigid Plastic  
150 x 200mm  
5 8004

Photo Rigid  
150 x 200mm  
5 8013

## Fire Systems



1 1232 (S)  
2 1232 (S)



1 1204 (S)  
2 1204 (S)



1 1068 (E)



5 1212  
Rigid PVC  
178 x 203mm



1 1103 (E)  
2 1103 (E)



1 1105 (E)  
2 1105 (E)



1 1020 (C)

## Fire Safety Training



Essential fire safety information. Including fire prevention, evacuation procedures and how to tackle small fires.

Fire Safety Poster  
A2 Laminated  
420 x 594mm  
5 8169

An introduction to fire safety; Fire prevention; Extinguishing fires at work; Fire evacuation.



Fire Safety DVD  
32 minutes long  
5 6056



Fire Safety Booklet that covers essential information on: How fires start; Preventing a fire starting and spreading; Evacuation procedures; Tackling small fires; Fire safety checklist; Fire safety legislation and the do's and don'ts in a fire situation. Includes a questionnaire and certificate.



A5 x 26 Pages  
5 8168

Material Codes			Landscape Sizes			Portrait Sizes		
1 Rigid Plastic	5 Miscellaneous		(E) 80 x 80mm	(E) 200 x 150mm	(L) 450 x 150mm	(E) 150 x 200mm	(S) 75 x 200mm	
2 Self Adhesive Vinyl	6 Aluminium		(C) 150 x 150mm	(G) 300 x 100mm	(U) 100 x 100mm	(H) 250 x 300mm	(X) 100 x 200mm	
3 Photoluminescent Rigid Plastic	7 Polycarbonate		(D) 150 x 100mm	(H) 300 x 250mm		(K) 300 x 400mm		Custom available
4 Photoluminescent Self Adhesive	8 Quick Fix							



## Fire Warden / Marshal Signs



1 1035 (E)  
2 1035 (E)  
Adapt-a-Sign  
Holds A4 Sheet  
215 x 310mm  
5 1035



1 1053 (H)  
2 1053 (H)  
Adapt-a-Sign  
Holds A4 Sheet  
215 x 310mm  
5 1053



1 1052 (H)  
2 1052 (H)  
Adapt-a-Sign  
Holds A4 Sheet  
215 x 310mm  
5 1052



Adapt-a-Sign  
Holds A4 Sheet  
215 x 310mm  
5 6079

Full  
range of  
Adapt-a-Signs  
on page 53



Fire Warden Station  
Assists Fire Wardens  
to discharge their  
responsibilities. Aid both  
wardens and evacuees.

Clear acrylic A4  
holders incorporated  
to retain relevant fire  
documents (Fire Log  
Book sold separately).

Fire Warden Station  
5mm Photolum  
900 x 600mm  
5 8045



1 1037 (E)  
2 1037 (E)  
Adapt-a-Sign  
Holds A4 Sheet  
215 x 310mm  
5 1037



1 1036 (E)  
2 1036 (E)



1 1034 (G)



1 1061 (G)



1 1062 (E)  
2 1062 (E)



1 1065 (H)  
2 1065 (H)



1 1064 (H)  
2 1064 (H)



1 1060 (E)  
2 1060 (E)



1 1063 (E)  
2 1063 (E)



## Reflective Armbands

Enables staff and site visitors to quickly identify fire  
personnel. Adjustable hook and loop fastening.  
One size fits all, can be adjusted to fit 90 - 130mm dia.



5 6449

5 6448

## Fire Log Book



Maintaining a fire log book is  
considered good practice. It is  
used to demonstrate that fire  
safety responsibilities in the  
workplace are being managed  
effectively. Maintaining a log  
book also provides fire engineers  
with a full service history.

Record details, times and dates  
of servicing and inspections  
in line with BS 5839-1: 2013.  
5 8061



## Fire Safety Sign Kits

Manufactured from rigid plastic, this kit contains our best selling fire signs.



3 x Fire exit - left (300 x 100mm)  
2 x Fire exit - straight on (300 x 100mm)  
2 x Fire exit - keep clear (300 x 100mm)  
3 x Fire extinguisher (300 x 100mm)  
2 x Your assembly point is (150 x 50mm)  
3 x Fire exit - right (300 x 100mm)

2 x Push bar to open (300 x 100mm)  
2 x Fire alarm (300 x 100mm)  
1 x Fire assembly point (450 x 600mm)  
3 x EEC fire action (150 x 200mm)  
3 x Fire door keep closed  
65mm diameter - sheet of 6  
(self-adhesive vinyl)

Code: 5 1724

## Fire Safety Posters

• Synthetic paper • 510 x 760mm



5 8189



5 9820

Eye catching fire safety posters made of tough,  
durable wipe-clean synthetic paper. See pages  
84 - 90 for our full range of safety posters.



# Fire Action

**Fire Action**  
Any person discovering a fire  
1. Sound the alarm.  
2. Phone [ ] to call the fire brigade.  
3. Attack the fire if possible using the appliances provided.  
On hearing the fire alarm  
4. Leave the building by [ ] route.  
5. Close all doors behind you.  
6. Report to assembly point.

Do not take risks.  
Do not return to the building for any reason until authorised to do so.  
Do not use lifts.

**LIFT**  
**DM**

1 1432 (E H)  
2 1432 (E H)  
3 1432 (E H)  
4 1432 (E H)  
8 1432 (E H)

Adapt-a-Sign  
Holds A4 Sheet  
215 x 310mm  
5 1432

**Fire alarm**  
**Fire Action**  
Any person discovering a fire  
1. Sound the alarm.  
2. Attack the fire if possible using the appliances provided.  
On hearing the fire alarm  
4. Leave the building by [ ] route.  
5. Close all doors behind you.  
6. Report to assembly point.

Do not take risks.  
Do not return to the building for any reason until authorised to do so.  
Do not use lifts.

**LIFT**  
**DM**

1 1426 (E H)  
2 1426 (E H)  
3 1426 (E H)  
4 1426 (E H)  
8 1426 (E H)

**Fire action**  
if you discover a fire  
Operate nearest fire alarm point  
Call the Fire brigade by telephoning [ ] 999  
Leave the building by the nearest exit.  
Report to your assembly point at [ ]  
Do not stop to collect personal belongings  
Do not use lift

**LIFT**  
**DM**

1 1419 (E H)  
2 1419 (E H)  
3 1419 (E H)  
4 1419 (E H)  
8 1419 (E H)

Aluminium  
150 x 200mm  
5 9538

Brass  
150 x 200mm  
5 9539

**Fire action**  
if you discover a fire  
Operate nearest fire alarm point  
Fire Brigade will be called automatically.  
Leave the building by the nearest exit.  
Report to your assembly point at [ ]  
Do not stop to collect personal belongings  
Do not use lift

**LIFT**  
**DA**

1 1428 (E H)  
2 1428 (E H)  
3 1428 (E H)  
4 1428 (E H)  
8 1428 (E H)

**Fire Action**  
1. Operate nearest fire alarm.  
2. Leave building by the nearest exit.  
3. Report to assembly point.

**DM**

1 1405 (E H)  
2 1405 (E H)  
3 1405 (E H)  
4 1405 (E H)  
7 1405 (E)  
8 1405 (E)

**Fire action**  
if you discover a fire  
Operate nearest fire alarm point  
Fire Brigade will be called automatically.  
Leave the building by the nearest exit.  
Report to your assembly point at [ ]  
Do not stop to collect personal belongings

**DA**

1 1429 (E H)  
2 1429 (E H)  
3 1429 (E H)  
4 1429 (E H)  
8 1429 (E)

**Fire Action**  
If you discover a fire  
1. Immediately operate nearest alarm call point.  
2. Attack fire, if possible, with fire appliances provided but without taking personal risks.  
On hearing alarm of fire  
4. The [ ] will call the fire brigade.  
5. Leave building and report to person in charge of assembly point.  
6. The [ ] will take charge of any evacuation and ensure that no one is left in the building.  
Use nearest available exit.  
Do not stop to collect personal belongings.  
Do not re-enter building.

**DM**

1 1401 (E H)  
2 1401 (E H)  
3 1401 (E H)  
4 1401 (E)  
8 1401 (E H)

**Fire alarm**  
**Fire Action**  
Any person discovering a fire  
1. Sound the alarm.  
2. Attack the fire if possible using the appliances provided.  
On hearing the fire alarm  
4. Leave the building by [ ] route.  
5. Close all doors behind you.  
6. Report to assembly point.

Do not take risks.  
Do not return to the building for any reason until authorised to do so.

**DM**

1 1427 (E H)  
2 1427 (E H)  
3 1427 (E H)  
4 1427 (E)  
8 1427 (E)

**Fire Action**  
If you discover fire  
(a) Immediately operate nearest alarm call point.  
On hearing alarm of fire  
(b) The [ ] will call the fire brigade  
(c) Do not stop to collect personal belonging  
(d) Leave by nearest available exit  
(e) Proceed to assembly point situated at [ ] and report to person in charge  
Do not use lifts  
Do not re-enter building until you are told it is safe to do so.

**LIFT**  
**DM**

1 1403 (E H)  
2 1403 (E H)  
3 1403 (E H)  
4 1403 (E)  
8 1403 (E)

**Fire Action**  
If you discover a fire  
1. Immediately operate nearest alarm call point.  
2. Attack fire, if possible, with fire appliances provided but without taking personal risks.  
On hearing alarm of fire  
4. The [ ] will call the fire brigade.  
5. Leave building and report to person in charge of assembly point.  
6. The [ ] will take charge of any evacuation and ensure that no one is left in the building.  
Use nearest available exit.  
Do not stop to collect personal belongings.  
Do not re-enter building.

**LIFT**  
**DM**

1 1402 (E H)  
2 1402 (E H)  
3 1402 (E H)  
4 1402 (E)  
8 1402 (E)

**Fire Action**  
Any person discovering a fire  
1. Sound the alarm.  
2. Attack the fire if possible using the appliances provided.  
On hearing the fire alarm  
4. Leave the building by [ ] route.  
5. Close all doors behind you.  
6. Report to assembly point.

Do not take risks.  
Do not return to the building for any reason until authorised to do so.

**DM**

1 1423 (E H)  
2 1423 (E H)  
3 1423 (E H)  
4 1423 (E H)  
8 1423 (E H)

Adapt-a-Sign  
Holds A4 Sheet  
215 x 310mm  
5 1423

**Fire action**  
if you discover a fire  
Operate nearest fire alarm point  
Call the Fire brigade by telephoning [ ] 999  
Leave the building by the nearest exit.  
Report to your assembly point at [ ]  
Do not stop to collect personal belongings

**DM**

1 1420 (E H)  
2 1420 (E H)  
3 1420 (E H)  
4 1420 (E H)  
8 1420 (E)

A5 - Rigid PVC  
5 8318

A5 - Self Adhesive  
5 8319

**LIFT** Lift in the Building

**DA** Fire Service Dialed Automatically

**DM** Fire Service Dialed Manually

Material Codes				Landscape Sizes		Portrait Sizes	
1 Rigid Plastic	3 Photoluminescent Rigid Plastic	5 Miscellaneous	7 Polycarbonate	<b>E</b> 200 x 150mm	<b>E</b> 150 x 200mm	<b>H</b> 250 x 300mm	
2 Self Adhesive Vinyl	4 Photoluminescent Self Adhesive	6 Aluminium	8 Quick Fix	<b>G</b> 300 x 100mm			Custom available



## Fire Action

### Multi-Lingual

English, Polish

DA

LIFT

**Fire action**  
if you discover a fire

1 1440 (E) (H)  
2 1440 (E) (H)  
3 1440 (E)  
4 1440 (E)

English, French, German

DA

LIFT

**Fire action**  
if you discover a fire

1 1435 (E) (H)  
2 1435 (E) (H)  
3 1435 (E) (H)

English, Polish

**Fire Action**

1. Operate nearest fire alarm.  
1. Uruchomić alarm przy najbliższym punkcie pożarowym

2. Leave building by the nearest exit.  
2. Wyjść z budynku najbliższym wyjściem

3. Report to assembly point.  
3. Zgłosić się do Twojego punktu zbiorczego przy

1 1441 (E) (H)  
2 1441 (E) (H)

English, French, German

DM

LIFT

**Fire action**  
if you discover a fire

1 1436 (E)  
2 1436 (E)  
3 1436 (E) (H)  
4 1436 (E)

English, French, German

DA

**Fire action**  
if you discover a fire

1 1437 (E) (H)  
2 1437 (E) (H)  
3 1437 (E) (H)

English, French, German

DM

LIFT

**Fire action**  
if you discover a fire

1 1424 (H)  
2 1424 (H)

## EasiFIX Fire Action • 150 x 330mm • Pop-out aperture (100 x 100mm) • Two signs in one

Fire action EasiFIX Kits are manufactured from a self adhesive photoluminescent material with aperture to accommodate regulation size fire alarm call points. Simply pop out the call point symbol and apply the main sign over the call point box then position the "popped out" symbol on the wall above the call point at a height of between 1.7 and 2 metres from the floor.

DA

**Fire action**  
if you discover a fire

5 8220

DA LIFT

**Fire action**  
if you discover a fire

5 8221

DM LIFT

**Fire alarm**  
**Fire Action**

5 8222

DM

**Fire alarm**  
**Fire Action**

5 8223

DM

**Fire action**  
if you discover a fire

5 8224

DM LIFT

**Fire action**  
if you discover a fire

5 8225

## Lift Warnings

LIFT

**Caution**  
in the event  
of fire  
**Do not use**  
**this lift**

1 1213 (E) (H)  
2 1213 (E) (H)  
3 1213 (E)  
4 1213 (E)  
8 1213 (E)

LIFT

**Caution**  
in the event  
of fire  
**Do not use**  
**these lifts**

1 1220 (E) (H)  
2 1220 (E) (H)  
3 1220 (E)  
4 1220 (E)  
8 1220 (E)

LIFT


**In the event of a fire**  
**do not use lift**

**Use the stairs**

1 1248 (E) (H)  
2 1248 (E) (H)  
3 1248 (E) (H)  
4 1248 (E) (H)  
8 1248 (E) (H)




# Fire Action




**DM**

1 1439 (E) (H)  
2 1439 (E) (H)  
3 1439 (E) (H)  
4 1439 (E) (H)  
8 1439 (E) (H)




**DM**

1 1431 (E) (H)  
2 1431 (E)  
3 1431 (E)



1 1430 (E) (H)  
2 1430 (E) (H)  
3 1430 (E) (H)

## \* For caravan sites



**DM**

1 1404 (E)  
2 1404 (E)

## \* For car parks



**DM**

1 7565 (Q)




**DM**

1 1406 (F)  
2 1406 (F)


# Residential Fire Action

A house of multiple occupancy (HMO) have strict regulations for fire safety and must always have a fire action plan in place.




**DM**  
**LIFT**

1 1418 (E) (H)  
2 1418 (E) (H)  
3 1418 (E)  
4 1418 (E)



**DM**

1 1416 (E) (H)  
2 1416 (E) (H)  
3 1416 (E)  
4 1416 (E)



1 1415 (E) (H)  
2 1415 (E) (H)

## \* Stay put policy



**DM**  
**LIFT**

1 1438 (E) (H)  
2 1438 (E) (H)  
3 1438 (E) (H)  
4 1438 (E) (H)  
8 1438 (E) (H)



**DA**  
**LIFT**

1 1408 (E) (H)  
2 1408 (E) (H)  
3 1408 (E) (H)  
4 1408 (E) (H)  
8 1408 (E) (H)

Brass  
150 x 200mm  
5 9529

Aluminium  
150 x 200mm  
5 9528



**DM**

1 1414 (E) (H)  
2 1414 (E) (H)  
3 1414 (E) (H)  
4 1414 (E) (H)  
8 1414 (E) (H)

**LIFT** Lift in the Building

**DA** Fire Service Dialed Automatically

**DM** Fire Service Dialed Manually

### Material Codes

1 Rigid Plastic	3 Photoluminescent Rigid Plastic	5 Miscellaneous	7 Polycarbonate
2 Self Adhesive Vinyl	4 Photoluminescent Self Adhesive	6 Aluminium	8 Quick Fix

### Landscape Sizes

<b>E</b> 200 x 150mm	<b>Q</b> 600 x 450mm
<b>F</b> 200 x 200mm	Custom available

### Portrait Sizes

<b>E</b> 150 x 200mm
<b>H</b> 250 x 300mm



## Fire Door Signs

Every fire door should have an appropriate "Fire door keep shut" sign fitted. Where doors can be used from either side a sign is required on both sides. Doors which open on to a fire escape corridor should be locked shut and signed accordingly.



1 1610 **B U**  
2 1610 **B U**  
3 1610 **B**  
4 1610 **B**  
7 1610 **B**  
8 1610 **B**

Aluminium  
70 x 70mm  
5 9075  
  
Double Sided  
Self Adhesive  
100 x 100mm  
5 9247



1 1606 **F N B**  
2 1606 **F N B**  
3 1606 **B F**  
4 1606 **B F**  
7 1606 **F**  
8 1606 **B**

Double Sided  
Self Adhesive  
100 x 100mm  
5 9246



1 1605 **F N U**  
2 1605 **F N U**  
3 1605 **B**  
4 1605 **B**  
8 1605 **F B**

Double Sided  
Self Adhesive  
100 x 100mm  
5 9248



1 1618 **B U**  
2 1618 **B U**  
3 1618 **B**  
4 1618 **B**  
8 1618 **B**

Aluminium  
70 x 70mm  
5 9099



1 1621 **B**  
2 1621 **B**  
3 1621 **B**  
4 1621 **B**  
8 1621 **B**



1 1616 **B**  
2 1616 **B**  
3 1616 **B**  
4 1616 **B**  
8 1616 **B**



1 1609 **B**  
2 1609 **B**  
8 1609 **B**  
  
Aluminium  
70 x 70mm  
5 9097



1 1608 **B F**  
2 1608 **B F**  
3 1608 **B**  
4 1608 **B**



1 1635 **U**  
2 1635 **U**  
3 1635 **B**  
4 1635 **B**  
8 1635 **U**



1 1611 **B**  
2 1611 **B**  
3 1611 **B**  
4 1611 **B**



1 1612 **B**  
2 1612 **B**



1 1613 **F N**  
2 1613 **F N**



1 1601 **F**  
2 1601 **F**



1 1614 **F**  
2 1614 **F**



1 1623 **B F**  
2 1623 **B F**



1 1604 **F N**  
2 1604 **F N**



1 1636 **U**  
2 1636 **U**



1 1617 **B U**  
2 1617 **B U**



1 1619 **B**  
2 1619 **B**



1 1607 **F**  
2 1607 **F**



1 1602 **B F**  
2 1602 **B F**



1 1054 **B**  
2 1054 **B**



1 1633 **F N**



1 1625 **B**  
2 1625 **B**



1 1626 **B D**  
2 1626 **B D**



1 1649 **F N**  
2 1649 **F N**



1 1628 **B**  
2 1628 **B**



1 1631 **F N**  
2 1631 **F N**



1 1632 **F N**  
2 1632 **F N**



1 1634 **F**  
2 1634 **F**



1 1629 **B D**  
2 1629 **B D**



1 1630 **B**  
2 1630 **B**



Rigid Plastic  
A4 (210 x 297mm)  
5 8362

Self Adhesive  
A4 (210 x 297mm)  
5 8363



Rigid Plastic  
A4 (210 x 297mm)  
5 8396

Self Adhesive  
A4 (210 x 297mm)  
5 8397



## Deluxe Fire Door Signs

Ideal for environments where a high quality finish is essential for a professional image - Fixings included - Pre drilled.



Aluminium  
76mm Diameter  
5 9128  
Stainless Steel  
76mm Diameter  
5 9125  
Brass  
76mm Diameter  
5 9122



Aluminium  
76mm Diameter  
5 9129  
Stainless Steel  
76mm Diameter  
5 9126  
Brass  
76mm Diameter  
5 9123

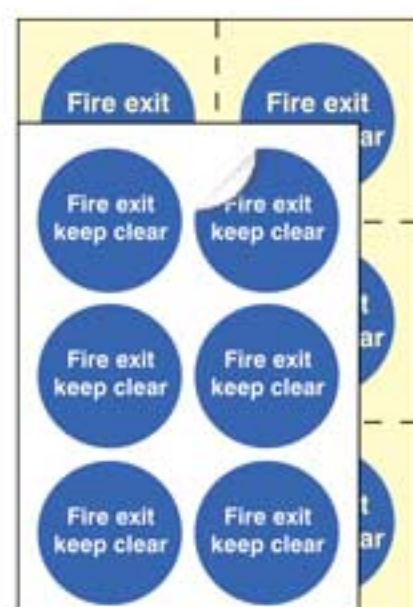


Aluminium  
76mm Diameter  
5 9130  
Stainless Steel  
76mm Diameter  
5 9127  
Brass  
76mm Diameter  
5 9124

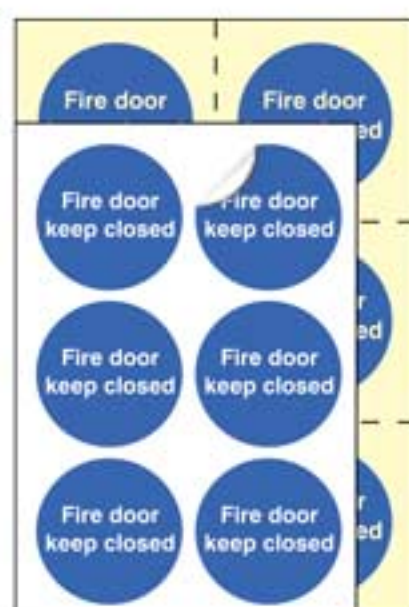


## Peel & Stick Labels

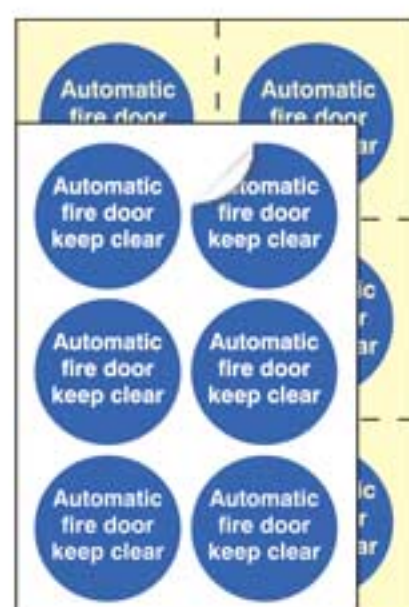
• Economic and easy to use • Sheet of 6 • Self Adhesive Vinyl labels are 65mm Diameter • Photoluminescent labels are 80mm Diameter



5 1679 Self adhesive vinyl  
5 9691 Photoluminescent



5 1680 Self adhesive vinyl  
5 9692 Photoluminescent



5 1681 Self adhesive vinyl  
5 9693 Photoluminescent



5 1637 Self adhesive vinyl  
5 9690 Photoluminescent



5 1660 Self adhesive vinyl

## Rolls of Labels

• Self Adhesive Vinyl • 100 x 100mm • Rolls of 100

Self adhesive labels are supplied ready cut to peel off and apply. Conveniently supplied on rolls of 100, easy to store and easy to use. If you cannot find the label you require we will be happy to quote for your requirements. Please contact our sales desk for further details.



5 9703



5 9704



5 9705



## Door Edge



Fire Door Keep Shut  
Self Adhesive Vinyl  
45 x 400mm  
5 1638

Fire Door Keep Closed  
Self Adhesive Vinyl  
45 x 400mm  
5 1642

Fire Door Keep Locked  
Self Adhesive Vinyl  
45 x 400mm  
5 1643

Do not place  
door edge sign  
over fire door's  
intumescent strip.

## Double Sided

For use on glass doors. A self adhesive face ensures the message is clearly displayed on both sides of the glass.



Double Sided  
Self Adhesive  
100 x 100mm  
5 9247



Double Sided  
Self Adhesive  
100 x 100mm  
5 9246



Double Sided  
Self Adhesive  
100 x 100mm  
5 9248

Material Codes				Landscape Sizes			Portrait Sizes
1 Rigid Plastic	3 Photolum Rigid Plastic	5 Miscellaneous	7 Polycarbonate	B 80 x 80mm	F 200 x 200mm	U 100 x 100mm	A 75 x 100mm
2 Self Adhesive Vinyl	4 Photolum Self Adhesive	6 Aluminium	8 Quick Fix	D 150 x 100mm	N 400 x 400mm	Custom available	H 250 x 300mm






## Directional Emergency Escape Signs

Emergency escape signs are provided to guide you from wherever you are in a building, via a place of relative safety (the escape route) to the place of ultimate safety (the assembly area). It must not be assumed that everyone will know all safe routes through the building. Similarly, it must not be assumed that, once outside the building via a final exit, people will know how to get to the assembly area, so signs directing to the assembly area may also be required (see page 19).

Emergency escape signs should comply to BS EN ISO 7010:2012 to ensure maximum levels of understanding. The old EC Directive (92/58/EEC) designs should no longer be used due to their low comprehension credentials.



- |                   |                     |
|-------------------|---------------------|
| 1 2004 <b>GLM</b> | Self Adhesive Vinyl |
| 2 2004 <b>GLM</b> | A4 (297x210mm)      |
| 3 2004 <b>GLM</b> | 5 8391              |
| 4 2004 <b>GLM</b> | Photolum PVC        |
| 7 2004 <b>GL</b>  | 900 x 300mm         |
| 8 2004 <b>GL</b>  | 5 2126              |
| 5mm Foam PVC      | Aluminium           |
| 1200 x 400mm      | 300 x 100mm         |
| 5 2138            | 5 5923              |
| Rigid Plastic     | Brass               |
| A4 (297x210mm)    | 300 x 100mm         |
| 5 8390            | 5 9517              |
| Braille           | Floor Graphic       |
| 450 x 150mm       | 600 x 200mm         |
| 5 6186            | 5 8815              |



- |                   |                     |
|-------------------|---------------------|
| 1 2003 <b>GLM</b> | Self Adhesive Vinyl |
| 2 2003 <b>GLM</b> | A4 (297x210mm)      |
| 3 2003 <b>GLM</b> | 5 8395              |
| 4 2003 <b>GLM</b> | Photolum PVC        |
| 7 2003 <b>GL</b>  | 900 x 300mm         |
| 8 2003 <b>GL</b>  | 5 2124              |
| 5mm Foam PVC      | Aluminium           |
| 1200 x 400mm      | 300 x 100mm         |
| 5 2128            | 5 5922              |
| Rigid Plastic     | Brass               |
| A4 (297x210mm)    | 300 x 100mm         |
| 5 8394            | 5 9516              |
| Braille           | Floor Graphic       |
| 450 x 150mm       | 600 x 200mm         |
| 5 6185            | 5 8813              |



- |                   |                     |
|-------------------|---------------------|
| 1 2007 <b>GLM</b> | Self Adhesive Vinyl |
| 2 2007 <b>GLM</b> | A4 (297x210mm)      |
| 3 2007 <b>GLM</b> | 5 8389              |
| 4 2007 <b>GLM</b> | Photolum PVC        |
| 7 2007 <b>GL</b>  | 900 x 300mm         |
| 8 2007 <b>GL</b>  | 5 2125              |
| 5mm Foam PVC      | Aluminium           |
| 1200 x 400mm      | 300 x 100mm         |
| 5 2129            | 5 5925              |
| Rigid Plastic     | Brass               |
| A4 (297x210mm)    | 300 x 100mm         |
| 5 8388            | 5 9519              |
| Braille           | Floor Graphic       |
| 450 x 150mm       | 600 x 200mm         |
| 5 6187            | 5 8811              |



- |                   |                     |
|-------------------|---------------------|
| 1 2008 <b>GLM</b> | Self Adhesive Vinyl |
| 2 2008 <b>GLM</b> | A4 (297x210mm)      |
| 3 2008 <b>GLM</b> | 5 8393              |
| 4 2008 <b>GLM</b> | Aluminium           |
| 7 2008 <b>GL</b>  | 300 x 100mm         |
| 8 2008 <b>GL</b>  | 5 5924              |
| 5mm Foam PVC      | Brass               |
| 1200 x 400mm      | 300 x 100mm         |
| 5 2139            | 5 9518              |
| Rigid Plastic     | Braille             |
| A4 (297x210mm)    | 450 x 150 mm        |
| 5 8392            | 5 6199              |



- |                   |
|-------------------|
| 1 2001 <b>GLM</b> |
| 2 2001 <b>GLM</b> |
| 3 2001 <b>GL</b>  |
| 4 2001 <b>GL</b>  |
| 8 2001 <b>GL</b>  |



- |                   |
|-------------------|
| 1 2005 <b>GLM</b> |
| 2 2005 <b>GLM</b> |
| 3 2005 <b>GLM</b> |
| 4 2005 <b>GL</b>  |
| 8 2005 <b>GL</b>  |



- |                   |
|-------------------|
| 1 2002 <b>GLM</b> |
| 2 2002 <b>GLM</b> |
| 3 2002 <b>GL</b>  |
| 4 2002 <b>GL</b>  |
| 8 2002 <b>GL</b>  |



- |                   |
|-------------------|
| 1 2006 <b>GLM</b> |
| 2 2006 <b>GLM</b> |
| 3 2006 <b>GLM</b> |
| 4 2006 <b>GL</b>  |
| 8 2006 <b>GL</b>  |



- |                   |                  |
|-------------------|------------------|
| 1 2012 <b>GLM</b> | PVC Banner       |
| 2 2012 <b>GLM</b> | 1270 x 610mm     |
| 3 2012 <b>GLM</b> | Includes Eyelets |
| 4 2012 <b>GLM</b> | 5 2012           |
| 8 2012 <b>GL</b>  |                  |



- |                   |
|-------------------|
| 1 2010 <b>GLM</b> |
| 2 2010 <b>GL</b>  |
| 3 2010 <b>GL</b>  |
| 4 2010 <b>GL</b>  |



- |                   |
|-------------------|
| 1 2014 <b>GLM</b> |
| 2 2014 <b>GL</b>  |
| 3 2014 <b>GLM</b> |
| 4 2014 <b>GL</b>  |



- |                   |
|-------------------|
| 1 2016 <b>GLM</b> |
| 2 2016 <b>GLM</b> |
| 3 2016 <b>GLM</b> |
| 4 2016 <b>GLM</b> |
| 8 2016 <b>GL</b>  |



- |                   |                  |
|-------------------|------------------|
| 1 2011 <b>GLM</b> | PVC Banner       |
| 2 2011 <b>GLM</b> | 1270 x 610mm     |
| 3 2011 <b>GLM</b> | Includes Eyelets |
| 4 2011 <b>GLM</b> | 5 2011           |
| 8 2011 <b>GL</b>  |                  |



- |                   |
|-------------------|
| 1 2009 <b>GLM</b> |
| 2 2009 <b>GL</b>  |
| 3 2009 <b>GL</b>  |
| 4 2009 <b>GL</b>  |



- |                   |
|-------------------|
| 1 2013 <b>GLM</b> |
| 2 2013 <b>GL</b>  |
| 3 2013 <b>GLM</b> |
| 4 2013 <b>GL</b>  |



- |                   |
|-------------------|
| 1 2015 <b>GLM</b> |
| 2 2015 <b>GLM</b> |
| 3 2015 <b>GLM</b> |
| 4 2015 <b>GLM</b> |
| 8 2015 <b>GL</b>  |



- |                    |               |
|--------------------|---------------|
| 1 2033 <b>JLVX</b> | Aluminium     |
| 2 2033 <b>JLVX</b> | 200 x 100mm   |
| 3 2033 <b>JLVX</b> | 5 9527        |
| 4 2033 <b>JLVX</b> | Brass         |
| 7 2033 <b>V</b>    | 200 x 100mm   |
| 8 2033 <b>LV</b>   | 5 9521        |
| 5mm Foam PVC       | Floor Graphic |
| 800 x 400 mm       | 400 x 200mm   |
| 5 2105             | 5 8809        |
| Photolum PVC       |               |
| 800 x 400 mm       |               |
| 5 2127             |               |



- |                   |              |
|-------------------|--------------|
| 1 2056 <b>JVX</b> | 5mm Foam PVC |
| 2 2056 <b>JVX</b> | 800 x 400mm  |
| 3 2056 <b>JVX</b> | 5 2106       |
| 4 2056 <b>JVX</b> |              |
| 8 2056 <b>J</b>   |              |



- |                    |
|--------------------|
| 1 2036 <b>JLVX</b> |
| 2 2036 <b>JLVX</b> |
| 3 2036 <b>JLVX</b> |
| 4 2036 <b>JVX</b>  |



- |                   |
|-------------------|
| 1 2057 <b>JVX</b> |
| 2 2057 <b>JVX</b> |
| 3 2057 <b>JVX</b> |
| 4 2057 <b>JVX</b> |



- |                  |
|------------------|
| 1 2064 <b>GL</b> |
| 2 2064 <b>GL</b> |
| 3 2064 <b>GL</b> |
| 4 2064 <b>GL</b> |

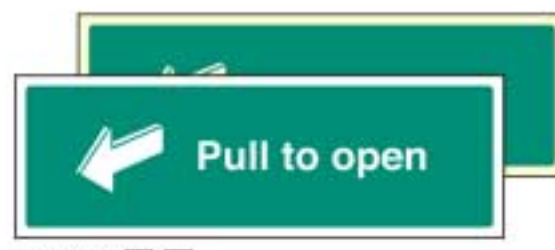


Our photoluminescent exceeds the performance requirements of **PSPA Class C**. Complies with The European RoHS Directive 2011/65/EC (Restriction of the Use of Certain Hazardous Substances in Electrical and Electronic Equipment). Contains none of the substances of very high concern (SVHCs) or banned substances as identified by the REACH standard. Provides razor-sharp edge definition and rich, consistent colour density so your safety signs remain clear, strong and crisp – even in blackout conditions.

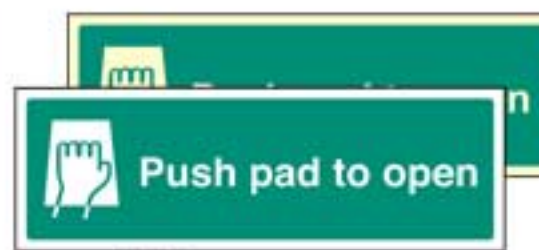




1 2049 **GL**  
2 2049 **GL**  
3 2049 **GL**  
4 2049 **GL**



1 2048 **GL**  
2 2048 **GL**  
3 2048 **GL**  
4 2048 **GL**



1 2051 **GL**  
2 2051 **GL**  
3 2051 **GL**  
4 2051 **GL**



3 2099 **J** Place behind a push bar  
4 2099 **J** so blank panel shows  
the bar location.



1 2045 **GL**  
2 2045 **GL**  
3 2045 **G**  
4 2045 **G**




1 2047 **GL**  
2 2047 **GL**  
3 2047 **GL**  
4 2047 **GL**  
8 2047 **GL**



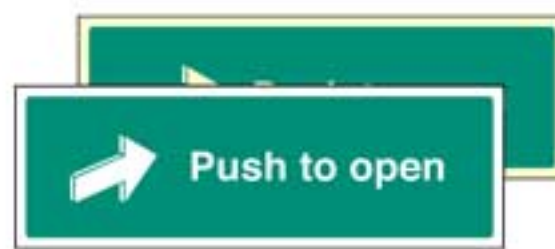
1 2062 **GL** Floor Graphic  
2 2062 **GL** 600 x 200mm  
3 2062 **GL** 5 8807  
4 2062 **GL**  
8 2062 **GL**



1 2052 **GL** Aluminium  
2 2052 **GL** 300 x 100mm  
3 2052 **GL** 5 5926  
4 2052 **GL** Brass  
8 2052 **GL** 300 x 100mm  
5 9520



1 2046 **GL**  
2 2046 **GL**  
3 2046 **G**  
4 2046 **G**



1 2050 **GL**  
2 2050 **GL**  
3 2050 **GL**  
4 2050 **GL**



1 2065 **GL**  
2 2065 **GL**  
3 2065 **GL**  
4 2065 **GL**



1 2061 **GL**  
2 2061 **GL**  
3 2061 **GL**  
4 2061 **GL**



1 2038 **CF**  
2 2038 **CF**  
3 2038 **CFU**  
4 2038 **CFU**



1 2035 **CF**  
2 2035 **CF**  
3 2035 **CFU**  
4 2035 **C**



1 2034 **CFU**  
2 2034 **CFU**  
3 2034 **CFU**  
4 2034 **CU**



1 2037 **CFU**  
2 2037 **CFU**  
3 2037 **CFU**  
4 2037 **CU**



1 2039 **CF**  
2 2039 **CF**  
3 2039 **CF**  
4 2039 **C**



1 2040 **CF**  
2 2040 **CF**  
3 2040 **CF**  
4 2040 **C**



1 2060 **FU**  
2 2060 **FU**  
3 2060 **FU**  
4 2060 **FU**



1 2043 **FU**  
2 2043 **FU**  
3 2043 **FU**  
4 2043 **FU**



1 2044 **FU**  
2 2044 **FU**  
3 2044 **FU**  
4 2044 **U**



1 2072 **FU**  
2 2072 **FU**  
3 2072 **FU**  
4 2072 **FU**



1 2071 **S**  
2 2071 **S**



1 2070 **S**  
2 2070 **S**



1 2067 **AE**  
2 2067 **AE**

## ISO 7010

In accordance with ISO 7010 regulations, these "text only" signs should be used alongside a running man graphic and, where appropriate, a directional arrow. They should not be used on their own.



1 2042 **F**  
2 2042 **F**  
3 2042 **F**  
4 2042 **F**



1 2041 **F**  
2 2041 **F**  
3 2041 **F**  
4 2041 **F**



1 2122 **F**  
2 2122 **F**  
3 2122 **F**  
4 2122 **F**



1 2063 **GL**  
2 2063 **GL**  
3 2063 **GL**  
4 2063 **GL**



1 2069 **GL**  
2 2069 **GL**  
3 2069 **GL**  
4 2069 **GL**



1 2053 **GL**  
2 2053 **GL**  
3 2053 **GL**  
4 2053 **GL**



1 2058 **GL**  
2 2058 **GL**  
3 2058 **GL**  
4 2058 **GL**



2 2068 **A**



2 2080 **A**



1 1624 **E**  
2 1624 **E**  
3 1624 **E**  
4 1624 **E**



5 8103 600 x 75mm Self Adhesive Vinyl

Material Codes		Landscape Sizes			Portrait Sizes	
1 Rigid Plastic	5 Miscellaneous	<b>C</b> 150 x 150mm	<b>J</b> 400 x 200mm	<b>U</b> 100 x 100mm	<b>A</b> 75 x 100mm	<b>L</b> 150 x 450mm
2 Self Adhesive Vinyl	6 Aluminium	<b>F</b> 200 x 200mm	<b>L</b> 450 x 150mm	<b>V</b> 300 x 150mm	<b>E</b> 150 x 200mm	<b>S</b> 75 x 200mm
3 Photoluminescent Rigid Plastic	7 Polycarbonate	<b>G</b> 300 x 100mm	<b>M</b> 600 x 200mm	<b>X</b> 200 x 100mm	<b>G</b> 100 x 300mm	Custom available
4 Photoluminescent Self Adhesive	8 Quick Fix					



## Emergency Escape Signs for Disabled People

This range of signs are specifically designed to assist the safe evacuation of physically disabled people in the event of an emergency. These signs meet the requirements of BS9999:2017 - Code of practice for fire safety in the design, management and use of buildings.



1 2089 GL  
2 2089 GL  
3 2089 GL



1 2087 GL  
2 2087 GL  
3 2087 GL



1 2091 GL  
2 2091 GL  
3 2091 GL



1 1227 GL  
2 1227 GL  
3 1227 GL



1 2098 GL  
2 2098 GL  
3 2098 GL



1 2147 GL  
2 2147 GL  
3 2147 L



1 1228 H  
2 1228 H



1 2093 GL  
2 2093 G  
3 2093 GL



1 2146 GL  
2 2146 G  
3 2146 GL



1 2094 GL  
2 2094 G  
3 2094 GL



1 1210 H  
2 1210 H



1 2085 E H  
2 2085 E H



1 2096 E H  
2 2096 E H  
3 2096 E H



1 2095 E H  
2 2095 E H  
3 2095 E H  
4 2095 E



1 1430 E H  
2 1430 E H  
3 1430 E H



Braille  
300 x 150 mm  
5 6176

Floor Graphic  
400 x 600 mm  
5 8823

## Health Services and Hospitals

Some hospitals and health services still display fire exit signs with flames (in accordance with the superseded Hospital Technical Memorandum 65). NHS organisations are now expected to comply with the standard ISO 7010 signage, as found on page 14 and above.



1 2092 GLM  
2 2092 GL  
3 2092 GLM  
4 2092 GL



1 2108 GLM  
2 2108 GL  
3 2108 GL



1 2107 GLM  
2 2107 GL  
3 2107 GL



1 2081 JV  
2 2081 JV  
3 2081 V  
4 2081 JV



1 2109 C  
2 2109 C  
3 2109 F



1 2084 GLM  
2 2084 GL  
3 2084 GLM  
4 2084 GL



1 2121 GLM  
2 2121 GL  
3 2121 GL



1 2090 GLM  
2 2090 GL  
3 2090 GLM  
4 2090 GL



1 2082 JV  
2 2082 JV  
3 2082 V  
4 2082 JV



1 2110 C  
2 2110 C  
3 2110 F



1 2088 GLM  
2 2088 GL  
3 2088 GLM  
4 2088 GL



1 2086 GLM  
2 2086 GL  
3 2086 GLM  
4 2086 GL



1 2120 GLM  
2 2120 GL  
3 2120 GL



1 2083 GLM  
2 2083 GL  
3 2083 GLM  
4 2083 GL



## Inclusive Emergency Escape Signs

This range can be considered a truly inclusive design and an excellent alternative sign solution. Although not currently ISO 7010 registered the combined 'Running Man' and 'Man Using Wheelchair' are working together to escape the building; They move in unison; They display the same urgency, motion, and appear to be travelling at the same speed. \*Registered designs reproduced under licence ©®.



## Branded Site Saver Signs

• 4mm Fluted Polypropylene • 600 x 400mm

Low-cost, lightweight and durable making them perfect for temporary site signage. You can even add your own logo for no extra charge.



Site  
Saver Signs  
on pages  
120-121

## Large Format Double Sided Emergency Escape




## Emergency Lighting Fascias

Replace the front of your emergency light with a ISO 7010 compliant graphic.



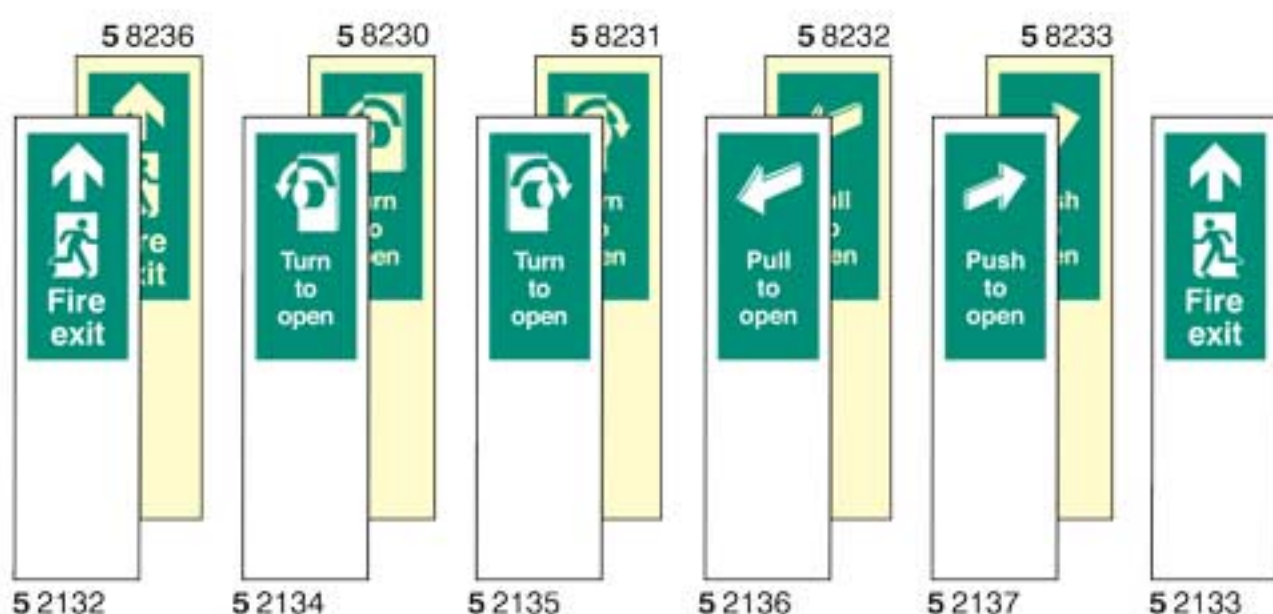
## Self Adhesive Overlay

Tear-off symbols and text and place over emergency lighting.



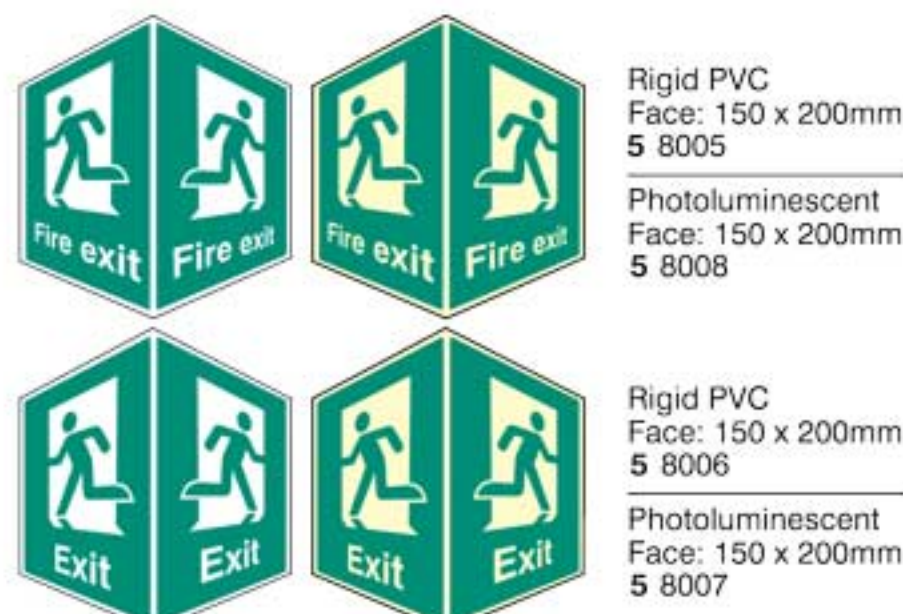
## Door Plates • 75 x 300mm

Available in either White Faced Aluminium or Photoluminescent Rigid PVC complete with adhesive backing. Plates should be installed to reinforce the exit message. They should not be installed instead of an exit/fire exit sign above the door.



## EasiFix Projecting Signs

Visible from a number of angles, these projecting signs help in the quick identification of suitable exit or fire exit routes. Includes drilling guide for simple installation. Designed to conceal fixings for a neat finish.



Material Codes		Landscape Sizes			Portrait Sizes
1 Rigid Plastic	5 Miscellaneous	C 150 x 150mm	H 300 x 250mm	M 600 x 200mm	E 150 x 200mm
2 Self Adhesive Vinyl	6 Aluminium	F 200 x 200mm	J 400 x 200mm	V 300 x 150mm	H 250 x 300mm
3 Photoluminescent Rigid Plastic	7 Polycarbonate	G 300 x 100mm	L 450 x 150mm		Custom available
4 Photoluminescent Self Adhesive	8 Quick Fix				





Emergency Escape Markers

Intermediate Markers

In line with ISO 16069:2004, these signs should be used to continuously reinforce the exit message every five to ten metres as part of a low level safe way guidance system. They should not be used in isolation but as an accompaniment to ISO 7010 signs as shown on page 14.



3 2150 **X V**  
4 2150 **X V**



3 2151 **X V**  
4 2151 **X V**



3 2152 **X V**  
4 2152 **X V**



3 2153 **X V**  
4 2153 **X V**





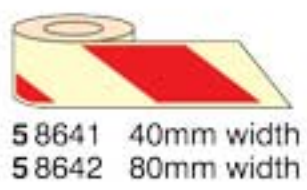
3 2154 **X V**  
4 2154 **X**




3 2155 **X V**  
4 2155 **X**

Safety Tapes • 10 Metre Roll • Self Adhesive Vinyl







5 8647 40mm width  
5 8648 80mm width




5 8641 40mm width  
5 8642 80mm width




5 8644 40mm width




5 8656 40mm width  
5 8657 80mm width



5 8653 40mm width  
5 8654 80mm width




5 8650 40mm width  
5 8651 80mm width




5 8658 20mm width  
5 8659 40mm width  
5 8660 80mm width


Marking Strips




Rigid Photoluminescent with Self Adhesive Backing  
900 x 80mm  
5 8666





Rigid Photoluminescent in Aluminium Profile  
1200 x 92mm  
5 8668



Rigid Photoluminescent with Self Adhesive Backing  
900 x 80mm  
5 8667



Rigid Photoluminescent in Aluminium Profile  
1200 x 92mm  
5 8669



Deluxe Floor Markers



5 8663  
90mm Dia




5 8664  
125mm Dia




5 8665  
175 x 110mm

Aluminium back provides extra strength and durability in high traffic areas. Anti-slip surface.

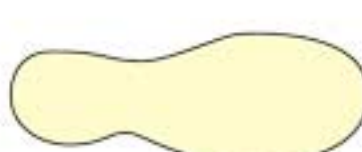
Photoluminescent Class D aluminium with adhesive backing.




Floor Markers



75 x 75mm  
Pack of 20  
5 8670



240 x 90mm  
Pack of 20  
5 8672



75mm Diameter  
Pack of 20  
5 8671

Photoluminescent way finding floor markers are an effective method of marking escape routes.

The markers have an anti-slip surface and strong adhesive backing.






Safety Way Guidance Systems

ISO 16069:2004 describes the principles governing the design and marking for Safety Way Guidance Systems.

In addition to the requirement for installing exit signs at 1.7m - 2.2 metres from the ground, this standard recommends that additional intermediate and low location markings may also be required. Position at a maximum height of 400mm from the floor for low level marking.

Subject to a full risk assessment, additional escape guidance should be provided through the use of both continuous guidance lines and safety signs to ensure there is an uninterrupted safety sign system to aid an efficient and safe evacuation from a building. Fire fighting equipment, hazards along an escape route, boundaries, stairs and ramps should also be identified.

Handrail Marking



Curved profile allows easy application to circular hand rails. Exceptional luminance properties makes this perfect for use in stairwells.

Rigid Photoluminescent Class D with Self-Adhesive Backing  
1200 x 25mm  
5 8673



## Pole Assembly Points

- Aluminium
- Includes channel for pole mounting
- Pole not included

Poles, Clips  
and Fixings  
on pages  
128 - 129



250 x 300 mm  
5 2112  
450 x 600 mm  
5 2113



600 x 400 mm  
5 2114



## Assembly Point Signs

- Mountable on walls and fences



1 2059 H Q  
2 2059 H Q  
6 2059 H Q  
7 2059 Q




1 2054 H Q  
2 2054 H Q  
6 2054 H Q  
8 2054 H Q



1 2055 H Q  
2 2055 H Q  
6 2055 H Q  
8 2055 H Q



5 2111 600mm x 400mm Rigid PVC



A B C 1 2

Rigid PVC  
250 x 300 mm  
5 2115  
Rigid PVC  
450 x 600 mm  
5 2116  
Aluminium \*  
250 x 300 mm  
5 2119  
Aluminium \*  
450 x 600 mm  
5 2148

\*Supplied with channelling for pole mounting

## Assembly Point Directions



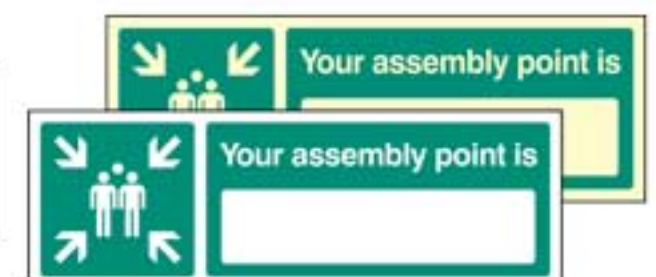
1 2142 L H  
2 2142 L H  
6 2142 H  
8 2142 H



1 2141 L H  
2 2141 L H  
6 2141 H  
8 2141 H



1 2143 L H  
2 2143 L H  
6 2143 H  
8 2143 H



Rigid Plastic  
150 x 50mm 5 2158  
450 x 150mm 5 2159  
Photolum Rigid  
150 x 50mm 5 8661  
450 x 150mm 5 8662

## Mobile Assembly Point



- 450 x 600mm
- Aluminium
- 2.4m Long
- Collapsible

Designed for a fire warden to use during a fire evacuation.

Ideal for built up areas where there is no fixed assembly point such as city centres.

Collapsible pole enables easy storage until required.



5 2123

## Assembly Point Verge Signs



Supplied mounted on a 800mm pole for ground fixing.

450 x 150mm  
2mm Aluminium



5 6540



5 6541

See page 100 for more options

### Material Codes

1 Rigid Plastic 3 Photoluminescent Rigid Plastic 5 Miscellaneous 7 Polycarbonate  
2 Self Adhesive Vinyl 4 Photoluminescent Self Adhesive 6 Aluminium 8 Quick Fix

### Landscape Sizes

H 300 x 250mm  
L 450 x 150mm

### Portrait Sizes

V 300 x 150mm  
X 200 x 100mm  
H 250 x 300mm  
C 450 x 600mm





## Smoking Regulations

### Designated Smoking Area Signs



Under BS EN ISO 7010 and BS 5499, as with First Aid signs and Fire Exits, signs relating to Designated Smoking Areas are deemed as Safe Condition signs. These signs should always use white text on a green background, alongside a tick or appropriate symbol.

Whilst we actively endorse and, wherever possible, adhere to the relevant Standards, we feel in this specific instance signs permitting smoking should under no circumstance be deemed as "safe". In acknowledgement of the damaging effects of smoking, please note our range of signs utilises black to clearly differentiate these signs from Safe Condition signs.



1 3247 **E K H**  
2 3247 **E K H**  
8 3247 **K**



1 3246 **H K**  
2 3246 **H**



1 3249 **K**



1 3248 **E K**



1 3251 **G**  
2 3251 **G**



1 3253 **G**  
2 3253 **G**



1 3256 **G**  
2 3256 **G**



1 3257 **G**  
2 3257 **G**



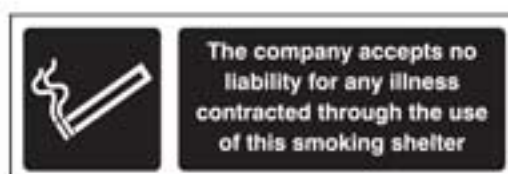
1 3250 **H**



1 3258 **D**  
2 3258 **D**



1 3081 **K**  
2 3081 **K**  
8 3081 **K**



1 3084 **G**  
2 3084 **G**



1 3259 **G**  
2 3259 **G**

#### E-Cigarette signs on page 22

A range of rigid plastic and self adhesive signs to permit/prohibit e-cigarettes

### Smoking Shelter



This cost effective smoking shelter provides protection from the elements and assists organisations in controlling the untidiness and fire hazards that accompany smoking in unspecified locations. In line with Government recommendations no more than 50% of the sides of our smoking shelter are enclosed.

Durable and sturdy in design, this smoking shelter comfortably accommodates up to four occupants. Made from high quality components, in a powder coated finish for lasting protection from rust, water, impact and it is also fire resistant. Domed roof prevents water pooling. Includes a cigarette bin with mounting plate. Supplied flat packed with full assembly instructions and drawings. \*Additional carriage charges may apply.

2 x 1 metre  
5 3034

### Wall Mountable Cigarette Bin

Keep designated smoking areas tidy and free from discarded cigarettes with these wall mounting bins

Wall mountable  
Stainless steel  
Fixing kit and 2 keys included  
Internal tray for easy emptying

Stainless Steel  
H260 x W260 x D100mm  
5 3036



### Standing Cigarette Bin

Keep designated smoking areas tidy and free from discarded cigarettes with these floor standing bins

Floor standing  
Durable aluminium structure  
Oxygen restricting design  
Rust, chip and dent resistant

Stainless Steel  
H800 x W200 x D200mm  
5 3083





## Vehicle Stickers

Smoke free vehicles must display at least one legible no smoking sign in each vehicle. Throughout the UK drivers are also banned from smoking in their cars if they are carrying passengers under the age of 18 years.



2 3087 (A) (D)



2 3088 (A) (D)



Self Adhesive Stickers  
75mm Diameter  
Sheet of 6  
5 3040



Self Adhesive Stickers  
75mm Diameter  
Roll of 100  
5 9763



## England and Northern Ireland

**The Smoke-free (Signs) Regulations 2012.** The regulations state that at least one legible no smoking sign is displayed in smoke free premises.

**The Smoking (Northern Ireland) Order** means you must display signs at each public entrance to any work or public place. No smoking signs should also be displayed in public and business vehicles. Bedrooms in hotels, care homes and prisons are exempt.



1 3027 (E)  
2 3027 (E)



Rigid Plastic  
A5 (148 x 210mm)  
5 3043  
A4 (210 x 297mm)  
5 3042  
Aluminium  
A5 (148 x 210mm)  
5 3062

Self Adhesive  
A5 (148 x 210mm)  
5 3045  
A4 (210 x 297mm)  
5 3046  
Brass  
A5 (148 x 210mm)  
5 3078



Pack of 5

Rigid Plastic  
A5 (148 x 210mm)  
5 3060

Self Adhesive  
A5 (148 x 210mm)  
5 3061

## Wales

**The Smoke-free Premises etc (Wales) Regulations 2007.** Must display 'Law' sign at each entrance to any work or public place. General, dual language 'No smoking' signs should also be on display in public and business vehicles.



1 3025 (E) (H)  
2 3025 (E)



Rigid Plastic  
160 x 230mm  
5 3039

Self Adhesive  
160 x 230mm  
5 3044



## Scotland

**The Smoking, Health and Social Care (Scotland) Act 2005**



Rigid Plastic  
A4 (210 x 297mm)  
5 3031



Rigid Plastic  
A4 (210 x 297mm)  
5 3033

Window Sticker  
Front



Reverse



Double Sided Self Adhesive  
75 x 100mm  
5 3032

## Smoking Signs Kit

A money saving kit of popular 'No smoking' signs and labels.



Rigid Plastic  
400 x 300mm



Rigid Plastic  
300 x 400mm



Rigid Plastic  
A4 (210 x 297mm)



Self Adhesive Stickers  
75mm Diameter



Self Adhesive  
300 x 100mm



Rigid Plastic  
300 x 100mm

Code: 5 3076

## Window Signs



5 3041 Frosted Vinyl - 200mm Diameter



5 3020 Face Adhesive Vinyl - A5 (148 x 210mm)

Material Codes				Landscape Sizes		Portrait Sizes		
1 Rigid Plastic	3 Photolum Rigid Plastic	5 Miscellaneous	7 Polycarbonate	E 200 x 150mm	H 300 x 250mm	A 75 x 100mm	E 150 x 200mm	K 300 x 400mm
2 Self Adhesive Vinyl	4 Photolum Self Adhesive	6 Aluminium	8 Quick Fix	G 300 x 100mm	K 400 x 300mm	D 100 x 150mm	H 250 x 300mm	Custom available



## Smoking Prohibition

### No Smoking Signs



1 3003 **G M E K P**  
2 3003 **G M E K P**  
7 3003 **G M**  
8 3003 **G E**

Braille  
300 x 150mm  
5 6168

Rigid Plastic  
A4 (210 x 297mm)  
5 8378

Self Adhesive  
A4 (210 x 297mm)  
5 8379



1 3013 **E K**  
2 3013 **E K**



1 3012 **E K**  
2 3012 **E K**



1 5468 **E K**



1 3002 **G M E K P**  
2 3002 **G M E K**  
8 3002 **G E**



1 3004 **G M E K P** Floor Graphic  
2 3004 **G M E** 400 x 600mm  
5 8741



1 3023 **G M**  
2 3023 **G**



1 5619 **G**  
2 5619 **G**



1 3024 **G**  
2 3024 **G**



1 3236 **G**  
2 3236 **G**



1 3006 **G M E K**  
2 3006 **G M E K**



2 3008 **G A**



1 3080 **E**  
2 3080 **E**



1 3668 **E K**  
2 3668 **E K**



1 5462 **E K**  
2 5462 **E K**

English & Polish



1 3301 **E H**  
2 3301 **E**

English & Polish



1 3302 **E H**



Fluted Polypropylene  
300 x 600mm  
5 8510



1 3017 **B F N**  
2 3017 **B F**  
8 3017 **B F**

Aluminium  
140 x 140mm  
5 9049  
Brass  
140 x 140mm  
5 9048



Adhesive Stickers  
75mm Diameter  
Sheet of 6  
5 3040

Roll of 100 Stickers



75mm Dia 5 9763  
50 x 50mm 5 9706



Rigid Plastic  
150 x 50mm  
Double Sided  
Pack of 5  
5 8401



Rigid Plastic  
150 x 50mm  
Double Sided  
Pack of 5  
5 8402

### E-cigarette Signs



2 3059 **G A**



1 3259 **G**  
2 3259 **G**



1 3085 **G**  
2 3085 **G**



1 3086 **G**  
2 3086 **G**



### Adapt-a-Sign

Print off your own message onto an A4 piece of paper and insert into the Adapt-a-Sign frame.

Perfect for displaying up-to-date information and messages.

Pre-printed Adapt-a-Signs available on page 53



- 3mm PVC with
- Clear PVC Cover
- 310 x 210mm
- 10mm coloured border
- Holds A4 sheet

Red 5 6191	Yellow 5 6194	Blue 5 6193
Green 5 6192	Black 5 6197	



## Restricted Access for Persons



1 3213 G E K P Rigid Plastic  
A4 (210 x 297mm)  
5 8380  
2 3213 G E K Self Adhesive  
A4 (210 x 297mm)  
5 8381



1 3202 G M E K P Floor Graphic  
400 x 600mm  
5 8740  
2 3202 G M E K P  
8 3202 G E K

### Double Sided Self Standing Signs

Up to 10 words on both sides  
Fluted Polypropylene  
Waterproof, Durable,  
Lightweight, Compact



Fluted Polypropylene  
300 x 600mm  
5 8525

Fluted Polypropylene  
300 x 600mm  
5 8505



1 3215 G E K PVC Banner  
1270 x 610mm  
5 3215  
2 3215 G E K



1 3201 G M E K P  
2 3201 G M E K P  
7 3201 G M P



1 3205 G M E K P  
2 3205 G M E K  
8 3205 G E



1 3203 G M E K P  
2 3203 G M E



1 3209 G M K  
2 3209 G E



1 3242 G E K  
2 3242 G E K



1 3207 G M E K P  
2 3207 G E K



1 3204 G M K  
2 3204 G M



1 3650 G  
2 3650 G



1 3651 G  
2 3651 G



1 3206 G M  
2 3206 G M



1 3208 G M P  
2 3208 G M



1 3665 G M  
2 3665 G M



1 6405 M P  
2 6405 P



1 3664 G  
2 3664 G



1 3662 G  
2 3662 G

### English & Polish



1 3243 E H  
2 3243 E H



Floor Graphic  
400 x 600mm  
5 8739



Floor Graphic  
400 x 600mm  
5 8819



Floor Graphic  
400 x 600mm  
5 8822



1 3212 E K  
2 3212 E K  
8 3212 E K



1 6443 P



PVC Banner  
1270 x 610mm  
5 5092



1 3214 F  
2 3214 F



1 3210 F N  
2 3210 F



Self Adhesive Step Strip  
400 x 35mm



Self Adhesive Step Strip  
400 x 35mm



Self Adhesive Step Strip  
400 x 35mm

## Dog Prohibition Signs



1 3603 G M E K  
2 3603 G E K



1 3636 G M  
2 3636 G



1 5467 E K



1 3602 F N  
2 3602 F

## Railway Prohibition Signs



1 3261 G  
7 3261 G



1 3260 K  
2 3260 K

Material Codes		Landscape Sizes			Portrait Sizes	
1 Rigid Plastic	5 Miscellaneous	E 80 x 80mm	G 300 x 100mm	N 400 x 400mm	A 75 x 100mm	H 250 x 300mm
2 Self Adhesive Vinyl	6 Aluminium	E 200 x 150mm	K 400 x 300mm	Q 600 x 450mm	E 150 x 200mm	K 300 x 400mm
3 Photoluminescent Rigid Plastic	7 Polycarbonate	F 200 x 200mm	M 600 x 200mm	Custom sizes are available		P 400 x 600mm
4 Photoluminescent Self Adhesive	8 Quick Fix					



## Vehicle Prohibition Signs

This sign has been designed to be read in a vehicle mirror. Ensuring drivers are aware of procedures and that safety is maintained. Perfect for busy traffic areas and loading bays.



1 3221 **Q** PVC Banner  
1270 x 610mm  
5 3221



1 3211 **Q**  
2 3211 **Q**



1 5473 **Q**



1 3231 **P**



1 3407 **G M K P** Floor Graphic  
2 3407 **G K** 400 x 600mm  
7 3407 **P** 5 8737  
8 3407 **K**



1 3218 **G M E K P** Rigid Plastic  
2 3218 **G M E** A4 (210 x 297mm)  
7 3218 **G M** 5 8368  
Self Adhesive  
A4 (210 x 297mm)  
5 8369



1 5474 **M**



1 3647 **G M**  
2 3647 **G M**



1 3234 **Q**



1 3216 **G M P**



1 3606 **G M**



1 3217 **G M P**



1 3648 **G M**  
2 3648 **G M**



1 7598 **F N**



2 3669 **S**

## Machinery Prohibition Signs



1 3401 **G M**  
2 3401 **G**



1 3402 **G**  
2 3402 **G**



1 3403 **G M**  
2 3403 **G M**  
8 3403 **G**



1 3609 **G**  
2 3609 **G**



1 3410 **G M**



1 3644 **G**  
2 3644 **G**



1 3656 **G**  
2 3656 **G**



1 3655 **G**  
2 3655 **G**



1 3659 **G**  
2 3659 **G**



1 3406 **G**  
2 3406 **G**



1 3641 **G**  
2 3641 **G**



1 3653 **G**  
2 3653 **G**



1 6243 **Q**  
2 6243 **A**



1 6244 **Q**  
2 6244 **A**



1 3405 **E**  
2 3405 **E**



Adhesive Stickers  
40 x 18mm - Sheet of 10  
5 3436



Adhesive Stickers  
40 x 18mm - Sheet of 10  
5 3437



Adhesive Stickers  
40 x 18mm - Sheet of 10  
5 3438



Adhesive Stickers  
35 x 25mm  
5 3432



Adhesive Stickers  
35 x 25mm  
5 3431



Adhesive Stickers  
50 x 50mm  
5 9710



**Lock Out Tag Out products on pages 71-73**



## General Prohibition Signs

**Do not use mobile phones**  
1 3607 G M E K  
2 3607 G M E K  
8 3607 G

**Not drinking water**  
1 3605 G M A  
2 3605 G M A  
8 3605 A

**Do not use your mobile phone without a hands free device**  
1 3613 F N  
2 3613 F  
8 3613 F

**Do not use hand held mobile phones whilst driving**  
2 3240 A

**Cameras and camera phones prohibited**  
1 3643 E K  
2 3643 E

**No eating or drinking in this area**  
1 3232 E K  
2 3232 E K

**The consumption of food or drink is forbidden in this area**  
1 3631 G M  
2 3631 G M

**No cameras or video recording equipment**  
1 3637 G  
2 3637 G

**No pacemakers**  
1 3235 G  
2 3235 G

**No naked lights**  
1 3005 G M E  
2 3005 G E

**Adhesive Stickers 50 x 50mm - 100 qty 5 9709**

**Adhesive Stickers 50 x 50mm - 100 qty 5 9707**

**Adhesive Stickers 6 x 65mm Diameter 5 6099**

**Do not cover**  
1 3640 G  
2 3640 G

**No wireless, electronic or recording devices allowed beyond this point**  
1 3671 G M  
2 3671 G M

**No fly tipping**  
Fly tipping is an offence under the Environmental Protection Act (1990). Offenders may face up to a £50,000 fine and/or a prison sentence  
1 1743 K Q  
6 1743 Q

**No electronic devices allowed beyond this point**  
1 5475 K  
2 5475 K

**Stay alive! Don't text and drive**  
2 3670 A

**Do not attempt to lift heavy loads single handed**  
1 3635 G  
2 3635 G

**Do not jump from the loading dock**  
1 3646 G M  
2 3646 G M

**No Drones**  
Use of drones and UAVs over this site is strictly prohibited. Anyone found operating a drone over this location will be reported for prosecution and subject to civil legal action  
1 3649 K Q

**Do not flush sanitary products down the toilet**  
1 5229 A  
2 5229 A

**Please do not put tea bags, nappies or other sanitary disposables down the toilet. Use the bin provided.**  
1 3629 A  
2 3629 A

**No radios**  
1 3237 G M

**No tipping or dumping**  
1 3601 G M

**No ball games**  
1 3611 G M  
2 3611 G M  
7 3611 G M P

**Do not climb on racking**  
1 3219 G M  
2 3219 G M  
8 3219 G

**No swimming**  
1 3626 E K

**No diving**  
1 3614 E K

**No fishing**  
1 3615 E K

**No outdoor footwear**  
1 3618 E

**No running**  
1 3621 E K

## Water Safety Signs

Designed to the specifications of ISO 20712-3 : 2014 Water Safety Signs

## Prohibition Safety Tags

• Matt PVC • 80 x 150mm • Double sided • Pack of 10 • Supplied with 150mm nylon cable ties

**Do not use**  
5 3434

**Do not open**  
5 3426

**Do not close**  
5 3427

**Do not start**  
5 3428

**Do not open valve**  
5 3429

**Do not close valve**  
5 3425

**Do not switch off**  
5 3420

**Do not switch on**  
5 3421

**Do not operate**  
5 3422

**Do not move**  
5 3435

**Do not touch**  
5 3424

**Maintenance in progress do not switch on**  
5 3423

**Danger Equipment Locked out**  
Do not operate  
5 5071

**Do not start this equipment when locked out**  
5 5072

**Do not tamper with lock out devices**  
5 5073

**Do not remove this scaffold tie**  
This tie has not been tested  
5 3445



Material Codes		Landscape Sizes				Portrait Sizes	
1 Rigid Plastic	5 Miscellaneous	A 100 x 75mm	F 200 x 200mm	M 600 x 200mm	Q 600 x 450mm	A 75 x 100mm	K 300 x 400mm
2 Self Adhesive Vinyl	6 Aluminium	B 80 x 80mm	G 300 x 100mm	N 400 x 400mm	S 200 x 75mm	E 150 x 200mm	P 400 x 600mm
3 Photoluminescent Rigid Plastic	7 Polycarbonate	E 200 x 150mm	K 400 x 300mm	P 600 x 400mm	Custom sizes	H 250 x 300mm	C 450 x 600mm
4 Photoluminescent Self Adhesive	8 Quick Fix						



## Harmful Substances

Displayed to advise and forewarn of potential dangers. The signs' supplementary text should always include one of three words:-

- **Danger** High level risk that could result in death or serious injury. This keyword should be limited to the most extreme hazard cases.
- **Warning** Medium level risk that could result in minor or moderate injury.
- **Caution** Low level risk which could lead to minor injury.

These signs should include a yellow triangle with black border containing a warning symbol conforming to ISO 7010.



## Radioactive & Biohazard



2 4537 **G**  
Self Adhesive  
25 x 25mm  
5 1692



1 4256 **F**  
2 4256 **F**



1 4525 **G**  
2 4525 **G**



1 4462 **E** **K**  
2 4462 **E** **K**



1 4536 **E** **K**  
2 4536 **E**



Self Adhesive  
50 x 50mm  
Roll of 100  
5 9724

## Explosive Area



1 4217 **F**  
2 4217 **F**



1 4481 **F** **N**  
2 4481 **F**



1 4479 **G**  
2 4479 **G**



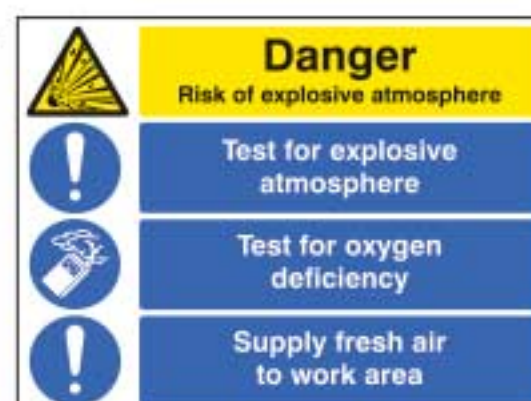
1 4480 **E** **K**  
2 4480 **E** **K**



1 4479 **E** **K** **P**  
2 4479 **E** **K**



1 4431 **E**  
2 4431 **E**



1 4302 **G**



Rigid Plastic  
400 x 600mm  
5 8128

## Asbestos



1 4259 **G** **M** **P**  
2 4259 **G** **M**  
8 4259 **G**



1 4409 **G** **M** **P**  
2 4409 **G** **M**



Matt PVC  
80 x 150mm  
Double Sided  
Pack of 10  
Supplied with  
150mm Cable Ties  
5 5059



1 4449 **G** **M**  
2 4449 **G** **M**



1 4260 **G** **M**  
2 4260 **G**



Non-Adhesive Polythene  
75mm x 250m  
5 8607



Self Adhesive  
27 x 50mm  
Roll of 100  
5 9832



Self Adhesive  
27 x 50mm  
Roll of 100  
5 9765



Self Adhesive  
27 x 50mm  
Roll of 100  
5 9869

## Temperature



1 4236 **G** **A**  
2 4236 **G** **A** **K**  
8 4236 **G** **A**



1 4483 **G**  
2 4483 **G**



1 4482 **G**  
2 4482 **G**



1 4208 **G** **M**  
2 4208 **G**  
8 4208 **G**



1 4285 **G** **M**  
2 4285 **G** **M**



1 4237 **A** **E**  
2 4237 **A** **E**  
8 4237 **A** **E**



1 4286 **A**  
2 4286 **A**



Self Adhesive  
65mm Diameter  
Sheet of 6  
5 6098



Self Adhesive  
65mm Diameter  
Sheet of 6  
5 6598



# Harmful Substances & Chemicals

 <b>Warning</b> Flammable liquid 1 4420 (E) (K) 2 4420 (E) (K)	 <b>Warning</b> Flammable gas 1 4421 (E) (K) 2 4421 (E) (K)	 <b>Warning</b> Chemical irritants 1 4489 (E) 2 4489 (E)	 <b>Warning</b> Highly flammable 1 4490 (E) (K) 2 4490 (E) (K)	 <b>Warning</b> Dangerous substances 1 4425 (E) (K) 2 4425 (E) (K)	 <b>Warning</b> Compressed gas 1 4422 (E) (K) 2 4422 (E) (K)	 <b>Caution</b> Risk of fire Highly flammable material 1 4453 (E) (K) 2 4453 (E)
 <b>Caution</b> Oxidising agent 1 4424 (E) (K) 2 4424 (E)	 <b>Warning</b> Corrosive 1 4426 (E) 2 4426 (E)	 <b>Warning</b> Syringes 1 4461 (E) 2 4461 (E)	 <b>Danger</b> Toxic gas 1 4423 (E) 2 4423 (E)	 <b>Warning</b> Toxic 1 4413 (E) (K) 2 4413 (E) (K)	 <b>Warning</b> Laser hazard 1 4014 (E) (K) 2 4014 (E)	 <b>Warning</b> Laser beam 1 4016 (E) (K) 2 4016 (E)
 1 4256 (F) 2 4256 (F)	 1 4217 (F) 2 4217 (F)	 1 4414 (F) 2 4414 (F)	 1 4415 (F) 2 4415 (F)	 1 4418 (F) 2 4418 (F)	 1 4419 (F) 2 4419 (F)	 1 4416 (F) 2 4416 (F)
 <b>Caution</b> Oxygen 1 4410 (G) (M) 2 4410 (G) (M)	 <b>Warning</b> Compressed gas 1 4248 (G) (M) 2 4248 (G) (M)	 <b>Warning</b> Fire risk 1 4486 (G) (K)	 <b>Danger</b> L.P.G. Highly flammable 1 4427 (G) (M) (P) 2 4427 (G) (M) (P)	 <b>Warning</b> Corrosive 1 4405 (G) 2 4405 (G)	 <b>Danger</b> Battery acid 1 4407 (G) 2 4407 (G)	 <b>Danger</b> Hydrochloric acid 1 4404 (G) 2 4404 (G)
 <b>Warning</b> Caustic 1 4406 (G) 2 4406 (G)	 <b>Warning</b> Ammonia 1 4429 (G) 2 4429 (G)	 <b>Warning</b> Acetylene 1 4411 (G) (M) 2 4411 (G) (M)	 <b>Warning</b> Chemicals 1 4408 (G) (M) (E) (K) 2 4408 (G) (M) (E) (K)	 <b>Warning</b> Pesticide 1 4457 (G) 2 4457 (G)	 <b>Warning</b> Chlorine 1 4442 (G) (M) 2 4442 (G) (M)	 <b>Warning</b> Hazardous waste 1 4446 (G) (M) 2 4446 (G) (M)
 <b>Warning</b> Chemical store 1 4451 (G) (M) 2 4451 (G) (M)	 <b>Warning</b> Irritant 1 4454 (G) 2 4454 (G)	 <b>Warning</b> Harmful chemicals 1 4459 (G) (M) 2 4459 (G) (M)	 <b>Warning</b> Harmful fumes 1 4412 (G) 2 4412 (G)	 <b>Warning</b> Dust hazard 1 4448 (G) (M) 2 4448 (G) (M)	 <b>Warning</b> Solvents 1 4443 (G) 2 4443 (G)	 <b>Warning</b> Contamination area 1 4485 (G) (M)
 <b>Warning</b> Chemical waste 1 4484 (G) 2 4484 (G)	 <b>Warning</b> Harmful 1 4455 (G) 2 4455 (G)	 <b>Warning</b> Paint store 1 4247 (G) 2 4247 (G)	 <b>Warning</b> Wet paint 1 4253 (G) (M) 2 4253 (G) (M)	 <b>Warning</b> Compressed air 1 6502 (G) (M) 2 6502 (G) (M)	 <b>Caution</b> Bleach and other harmful irritants and substances are stored in this cupboard 1 4400 (G) 2 4400 (G)	 <b>Warning</b> Wet paint 1 4253 (G) (M) 2 4253 (G) (M)

Material Codes			Landscape Sizes				Portrait Sizes	
1 Rigid Plastic	5 Miscellaneous	7 Polycarbonate	A 100 x 75mm	E 200 x 150mm	G 300 x 100mm	N 400 x 400mm	A 75 x 100mm	K 300 x 400mm
2 Self Adhesive Vinyl	6 Aluminium	8 Quick Fix	C 150 x 150mm	F 200 x 200mm	M 600 x 200mm	Q 600 x 450mm	E 150 x 200mm	P 400 x 600mm



## Site Safety

### Industrial Vehicles



1 4215 **GM(E)(K)(P)** Rigid Plastic  
2 4215 **GM(E)(K)(P)** A4 (210 x 297mm)  
7 4215 **GM(P)** 5 8374  
8 4215 **GM**  
Floor Graphic  
400 x 600mm  
5 8734



1 4244 **(K)(P)**



2 1812 **(E)**



2 1806 **(E)**



English & Polish  
1 4298 **(K)**  
2 4298 **(K)**



1 4293 **(P)**



1 4205 **GM(P)** Floor Graphic  
2 4205 **GM** 400 x 600mm  
5 8735



1 4206 **GM(P)**  
2 4206 **GM**  
8 4206 **GM**



1 6504 **GM**  
2 6504 **G**



1 6501 **G**  
2 6501 **G**



1 4243 **GM**  
2 4243 **G**



1 6459 **GM**  
2 6459 **GM**



1 4441 **GM**  
2 4441 **G**



1 4491 **GM**  
2 4491 **GM**



2 4254 **G**



Braille  
300 x 150mm  
5 6319



1 4222 **FN**  
2 4222 **F**



**Adhesive Pads**  
Pack of 4  
5 8724

### Surface Safety



1 4494 **GM**  
2 4494 **GM**  
8 4494 **G**



1 4214 **GM**  
2 4214 **GM**  
8 4214 **G**



1 4213 **GM(P)** Floor Graphic  
2 4213 **GM(P)** 400 x 600mm  
8 4213 **G** 5 8824



1 4521 **G**  
2 4521 **G**



1 4238 **GM**  
2 4238 **G**



1 4492 **G**  
2 4492 **G**



1 4257 **GM(P)**  
2 4257 **G**



1 4207 **GM(E)(K)(P)**  
2 4207 **G**



1 4209 **GM(E)(K)** Rigid Plastic  
2 4209 **GM(E)(K)** A5 (148 x 210mm)  
8 4209 **G** 5 8316  
Floor Graphic  
300 x 100mm  
5 8749  
Self Adhesive  
A5 (148 x 210mm)  
5 8317



Step Strips  
Self Adhesive  
400 x 35mm  
5 4035



1 4223 **(E)(K)**  
2 4223 **(E)(K)**



1 4229 **(E)(K)**  
2 4229 **(E)(K)**



1 4287 **(A)**  
2 4287 **(A)**



Anti-Slip Mat - 610 x 150mm  
5 9634 Caution  
5 9635 Watch your Step



Anti-Slip Mat - 610 x 150mm  
5 9695 Black/Yellow Chevron



Anti-Slip Mat - 610 x 150mm  
5 9697 Photoluminescent Strip  
5 9696 Reflective Strip

#### Floor Preparation

Edge Sealer - 140ml  
59699  
Floor Primer - 1 Litre  
59698  
Floor Cleaner - 1 Litre  
58827

With aggressive pressure sensitive adhesive for bonding to most floor surfaces

### Water Safety

Designed to the specifications of BS ISO 20712-3: 2014 Water Safety Signs



1 4207 **GM(E)(K)(P)**  
2 4207 **G**



1 4273 **(K)**



1 4275 **(E)(K)**



1 4280 **(E)(K)**

#### Quarry Signs on Page 45



This sign has been designed to be read in a vehicle mirror, ensuring drivers are aware of procedures and that safety is maintained. Perfect for busy traffic areas and loading bays.





### Impact Protection on page 66

Impact protection systems cushion and warn of protruding corners, edges, vulnerable pipes and protect many other areas such as walls, kerbs, trolley parks, vehicles, plant and machinery.

## Overhead & Access



1 4216 **G M E K** Rigid Plastic  
2 4216 **G M E K** A5 (148 x 210mm)  
8 4216 **G** 5 8312

Self Adhesive  
A5 (148 x 210mm)  
5 8313



1 4496 **M**  
2 4496 **M**



1 4246 **G M**  
2 4246 **G**



1 4498 **P**  
2 4498 **P**



Self Adhesive  
400 x 35mm  
5 4037



1 4255 **G**  
2 4255 **G**



2 4131 **X**



2 4130 **X**



2 4132 **X**

## Site Safety



1 4201 **G M P** Self Adhesive  
2 4201 **G M** A4 (210 x 297mm)  
5 8377

Rigid Plastic  
A4 (210 x 297mm)  
5 8376



1 4211 **G M E K**  
2 4211 **G M E K**

Projecting Sign  
Face: 150 x 200mm  
5 4301



1 6403 **M P**  
2 6403 **M**

PVC Banner  
1270 x 610mm  
5 5088



1 6403 **M P**  
2 6403 **M**

Rigid Plastic  
A4 (210 x 297mm)  
5 8360



1 6442 **P**

Self Adhesive  
A4 (210 x 297mm)  
5 8361



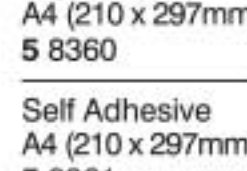
1 4202 **G M P**  
2 4202 **G M**



1 4264 **G**  
2 4264 **G**



1 4493 **G M**  
2 4493 **G M**



1 6442 **P**

Self Adhesive  
A4 (210 x 297mm)  
5 8361



1 4219 **F N**  
2 4219 **F**



1 4203 **G M P**



1 4245 **G M**



1 6460 **G M**



2 4262 **G**



1 4250 **G M**



1 6418 **G M P**  
2 6418 **G**



1 6455 **G M**  
2 6455 **G**



1 6456 **G M**

Banner  
1270 x 610mm  
5 6456



1 4204 **G M Q P**  
2 4204 **G M**



1 6503 **G M**  
2 6503 **G M**



1 3666 **G M**  
2 3666 **G M**



1 5220 **G M**  
2 5220 **G M**



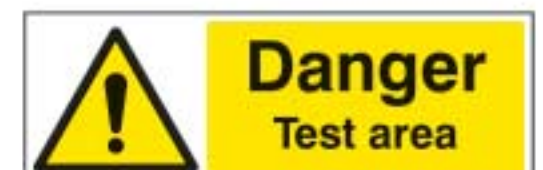
1 4232 **G M**



1 6454 **G M**



1 4212 **G M E K**  
2 4212 **G**



1 4230 **G**  
2 4230 **G**



1 4210 **G**  
2 4210 **G**



1 4240 **G M**  
2 4240 **G M**  
8 4240 **G**



1 4497 **G M**  
2 4497 **G M**  
8 4497 **G**



1 4261 **G M E K P**  
2 4261 **G M E K P**  
8 4261 **G E**

Material Codes		Landscape Sizes				Portrait Sizes	
1 Rigid Plastic	5 Miscellaneous	<b>B</b> 80 x 80mm	<b>G</b> 300 x 100mm	<b>N</b> 400 x 400mm	<b>X</b> 200 x 100mm	<b>A</b> 75 x 100mm	<b>K</b> 300 x 400mm
2 Self Adhesive Vinyl	6 Aluminium	<b>E</b> 200 x 150mm	<b>K</b> 400 x 300mm	<b>P</b> 600 x 400mm		<b>E</b> 150 x 200mm	<b>P</b> 400 x 600mm
3 Photoluminescent Rigid Plastic	7 Polycarbonate	<b>F</b> 200 x 200mm	<b>M</b> 600 x 200mm	<b>Q</b> 600 x 450mm		<b>H</b> 250 x 300mm	Custom sizes
4 Photoluminescent Self Adhesive	8 Quick Fix						



## Security



1 1720 **G M**  
2 1720 **G**  
7 1720 **G M**



1 1715 **G M**  
2 1715 **G**  
7 1715 **G**



1 4023 **G M**  
2 4023 **G**



1 1714 **G M**  
2 1714 **G M**  
8 1714 **G**



1 1738 **G**  
2 1738 **G**



1 6215 **G M P**



1 4220 **F**  
2 4220 **F**



Face Adhesive  
75 x 100mm  
5 1729

Window labels have adhesive on the face, allowing them to be applied to the inside of the window and viewed through the glass.



Rigid Plastic  
A4 (210 x 297mm)  
5 8366

Self Adhesive Vinyl  
A4 (210 x 297mm)  
5 8367



1 1702 **D H**  
2 1702 **D H**

Face Adhesive  
75 x 100mm  
5 1702



1 1730 **H K**

Face Adhesive  
75 x 100mm  
5 1730



1 1728 **H K**  
2 1728 **H**



1 1727 **H K**



1 1731 **H K**



1 7530 **Q**

**More CCTV & Security Signs on page 80 - 81**

## Electrical Warning Labels • Self Adhesive Vinyl



100 x 75mm  
5 9584 Roll (100)  
5 4064 Sheet (9)



100 x 75mm  
5 9764 Roll (100)  
5 4065 Sheet (9)



75 x 50mm  
5 9819 Roll (100)



40 x 50mm  
5 9769 Roll (100)  
5 4050 Sheet (25)



40 x 50mm  
5 9789 Roll (100)  
5 4053 Sheet (25)



40 x 50mm  
5 9768 Roll (100)  
5 4049 Sheet (25)



40 x 50mm  
5 9788 Roll (100)  
5 4052 Sheet (25)



40 x 50mm  
5 9767 Roll (100)  
5 4048 Sheet (25)



40 x 50mm  
5 9814 Roll (100)  
5 4060 Sheet (25)



40 x 50mm  
5 9817 Roll (100)  
5 4062 Sheet (25)



40 x 50mm  
5 9787 Roll (100)  
5 4051 Sheet (25)



40 x 50mm  
5 9795 Roll (100)  
5 4056 Sheet (25)



40 x 50mm  
5 9796 Roll (100)  
5 4057 Sheet (25)



40 x 50mm  
5 9797 Roll (100)  
5 4058 Sheet (25)



40 x 50mm  
5 9798 Roll (100)  
5 4059 Sheet (25)

## Earth Labels



Self Adhesive Vinyl  
Sheet of 100  
5 9833 12.5 x 12.5mm  
5 9834 25 x 25mm



40 x 50mm  
5 9793 Roll (100)  
5 4054 Sheet (25)



40 x 50mm  
5 9794 Roll (100)  
5 4055 Sheet (25)



40 x 50mm  
5 9818 Roll (100)  
5 4063 Sheet (25)



40 x 50mm  
5 9816 Roll (100)  
5 4061 Sheet (25)



Self Adhesive  
75 x 50mm - Sheet of 10  
5 4034



Designed to comply with amendment no.2 to BS 7671:2001



## Electricity Warning Signs

 <b>Danger</b> 110 Volts 1 4002 G E 2 4002 G E	 <b>Danger</b> 230 Volts 1 4024 G 2 4024 G E	 <b>Danger</b> 240 Volts 1 4001 G M E K 2 4001 G E	 <b>Danger</b> 400 Volts 1 4022 G M 2 4022 G M E
 <b>Danger</b> 415 Volts 1 4003 G M E K 2 4003 G M E K	 <b>Danger</b> 440 Volts 1 4004 G E 2 4004 G E	 <b>Danger</b> 6600 Volts 1 4031 G	 <b>Danger</b> 11,000 Volts 1 4005 G M 2 4005 G E
 <b>Danger</b> Live busbars 1 4017 G M 2 4017 G M	 <b>Danger</b> Live wires 1 4010 G M E K P 2 4010 G E	 <b>Warning</b> High voltage cables underground 1 4008 G M E K P 2 4008 E	 <b>Warning</b> High voltage cables overhead 1 4007 G M E K P 2 4007 G
 <b>Danger</b> Live wires overhead 1 4018 G M E K P 2 4018 E	 <b>Danger</b> Buried cable 1 4020 G M E K P 2 4020 G E	 <b>Warning</b> Drivers beware of overhead electric cables 1 4021 G M K P 2 4021 M	 <b>Caution</b> Men working on equipment 1 4025 G M
 <b>Warning</b> Isolate this machine before removing guards 1 4265 G 2 4265 G	 <b>Danger</b> High voltage <b>Keep away</b> 1 6219 G M P 2 6219 G	 <b>Danger</b> Electric shock risk 1 4029 G M 2 4029 G M	 <b>Danger</b> High voltage 1 4009 G M E K P 2 4009 G M E K 7 4009 G M 8 4009 G M
 <b>Danger</b> Disconnect the mains supply before removing this cover 2 4068 G	 <b>Caution</b> Underground services 1 4015 G M E K P	 <b>Warning</b> You are entering an ESD protected area 1 4460 G	 <b>ESD protected area</b>
 <b>Danger of death</b> 1 4013 E K P 2 4013 K P	 <b>Danger</b> Isolate main supply before opening 1 4011 D E 2 4011 D E	 <b>Danger</b> No unauthorised person to touch this switchgear 1 4019 D 2 4019 D	 <b>Danger</b> Electricity 1 4012 D E K 2 4012 D E K 8 4012 E Rigid Plastic A4 (210x 297mm) 5 8386 Self Adhesive A4 (210 x 297mm) 5 8387
			 <b>ESD protected area</b> 1 4249 G 2 4249 G
			 <b>Warning</b> Static control area ESD protection required 1 4465 G 2 4465 G



## Lock Out Tag Out products are available on pages 71 - 73

The term lockout tagout (LOTO) refers to a safety procedure that ensures that dangerous machines and energy sources are properly isolated during inspection or repair processes.

**Electricity On Site**

Guidance for employees working on sites containing live cables and overhead wires

**Be aware - Hot all cables will be clearly marked on plans**

- For safety, always assume all houses, offices, factories and shops have live cables running into them, no matter what your plans show
- Take time to locate the cables and mark them against the plans provided
- Sound the area with a detector to make sure the area is safe before ascending it
- Initially make only trial holes to locate cables before using a mechanical digger
- If any cables are damaged contact off the area and immediately call the local electricity supplier

**Never assume an area is safe without checking it first**

- Always be aware that live cables can be anywhere, at any depth - even just below the surface
- Never assume a disused or derelict building has no live cables
- Take care, even when only using hand tools

**Remember Overhead lines**

- Always look-up when operating any kind of machinery particularly if it goes above head height
- Never drive with a vehicle tower raised anywhere within the area
- Take care when erecting scaffolding or hoisting
- Always be aware of overhead cables when felling trees
- Never tip landfill under overhead wires

Rigid Plastic  
400 x 600mm  
5 8134

**Electric Shock**

Synthetic Paper  
594 x 420mm  
5 8999

 <b>Danger</b> High voltage 1 4221 F N 2 4221 F Self Adhesive 50 x 50mm Roll of 100 5 9720	 <b>Danger</b> Live wires 1 4218 F 2 4218 F Self Adhesive 100 x 100mm Sheet of 6 5 4038 50 x 50mm Sheet of 6 5 4036
 <b>Danger</b> High voltage 5 5067	 <b>Danger</b> High voltage 5 5068
 <b>Danger</b> Live wires 5 5062	 <b>Danger</b> Live wires 5 5062

Matt PVC 80 x 150mm Double Sided Pack of 10  
Supplied with 150mm Cable Ties

Material Codes			Landscape Sizes			Portrait Sizes		
1 Rigid Plastic	5 Miscellaneous	7 Polycarbonate	F 200 x 200mm	M 600 x 200mm	P 600 x 400mm	E 150 x 200mm	H 250 x 300mm	P 400 x 600mm
2 Self Adhesive Vinyl	6 Aluminium	8 Quick Fix	G 300 x 100mm	N 400 x 400mm	Custom sizes	D 100 x 150mm	K 300 x 400mm	C 450 x 600mm



## Machinery / Lock Out Tag Out

**Caution**  
Moving machinery

1 4226 G  
2 4226 G

**Warning**  
Danger of crushing

1 3666 GM  
2 3666 GM

**Caution**  
This machinery is automatic and may start without warning

1 4228 GM  
2 4228 GM  
8 4228 G

**Caution**  
Beware of machine rollers

1 4263 G  
2 4263 G

**Caution**  
Pinch point

1 4283 E  
2 4283 E

**Caution**  
Sharp blades

1 4284 E  
2 4284 E

**Caution**  
Locked out for safety

1 6241 Q  
2 6241 A

**Caution**  
Lock out devices must be removed by authorised personnel only

1 6245 Q  
2 6245 A

**Caution**  
This equipment must be locked out prior to servicing

1 6240 Q  
2 6240 A

**Danger**  
Equipment locked out  
**Do not operate**

1 6242 Q  
2 6242 A

**Warning**  
Lock out to be removed by authorised personnel only

5 5063

**Caution**  
Lock out devices must be removed by authorised personnel only

5 5074

**Caution**  
Lock out devices must be removed by authorised personnel only

5 5075

**Warning**  
This equipment has been locked out

5 5061

**Caution**  
Equipment locked out

5 5078

**Caution**  
Locked out for safety

5 5083

**Caution**  
This machinery has been locked out

5 5082

**Danger**  
Equipment locked out  
**Do not operate**

5 5071

Matt PVC  
80 x 150mm  
Double Sided  
Pack of 10  
Supplied with  
150mm Cable Ties

## Vibration

The Control of Vibration at Work Regulations 2005 seeks to restrict workers exposure to vibration. Without appropriate control Hand Arm Vibration Syndrome (HAVS) and the resulting Vibration White Finger can often be a consequence.

**Hand Arm Vibration Safety**

Vibration in m/s²	Maximum Daily Usage Time in Hours (ELV)
Below 5 LOW	8 Hours
5 to 10 MEDIUM	2 Hours
Over 10 HIGH	Assess risk

1 4447 K  
2 4447 K

Assess Risk

Self Adhesive  
25 x 25mm  
5 5054

2 hours

Self Adhesive  
25 x 25mm  
5 5055

8 hours

Self Adhesive  
25 x 25mm  
5 5056

Self Adhesive  
50 x 75mm  
5 5050

Self Adhesive  
50 x 75mm  
5 5051

## PAT Test Labels

PAT Test Labels comply with IEE regulations, ensuring all required information is on the label.

### Cable Wrap Labels



Manufactured from matt non-rip material that can be written on with a standard pen. This label wraps around the cable to identify if the appliance has passed or failed inspection.



### Write and Seal Labels



Over laminate protects and seals labels once completed.

50 x 25mm  
Rolls of 100  
5 4044

### Write on Labels



## Safety Tags

Matt PVC 80 x 150mm Double Sided  
Pack of 10 Supplied with 150mm Cable Ties





## Warning Labels



Self Adhesive  
50 x 50mm - Roll of 100  
5 9719



Self Adhesive  
50 x 50mm - Roll of 100  
5 9720



Self Adhesive  
50 x 50mm - Roll of 100  
5 9721



Self Adhesive  
50 x 50mm - Roll of 100  
5 9725



Self Adhesive  
50 x 50mm - Roll of 100  
5 9726



Self Adhesive  
50 x 50mm - Roll of 100  
5 9724

## Shipping Labels • 75 x 100mm • Rolls of 250 • Tough non-rip polypropylene



5 8160



5 8193



5 8194



5 8195



5 8196



## Lifting Labels

Required by the Manual Handling Operations Regulations 1992 (as amended 2002), labels should be installed onto heavy packages and other items to indicate a manual handling risk.



Self Adhesive Vinyl  
50 x 50mm - Roll of 100  
5 4030

## Equipment Labels




105 x 99mm - Sheet of 6



5 4041



40 x 18mm - Sheet of 10



5 4040

Custom designs are available on request

## Washroom Kit



Self Adhesive Labels  
Sheet of 6 x 65mm Dia

Wash hands symbol  
Not drinking water symbol  
Caution hot water

Rigid Plastic  
300 x 100mm

Place all rubbish in bins  
Now wash your hands  
Caution slippery surface

Rigid Plastic  
100 x 75mm

Please turn off the taps  
Caution very hot water

Free Standing Sign  
300 x 575mm  
Caution wet floor

5 1069

## Glass Highlighting

Provision 14 of The Workplace (Health, Safety and Welfare) Regulations 1992 states that every window or other transparent or translucent surface in a wall or door shall, where necessary for reasons of H&S, be appropriately marked or incorporate features to make it apparent. Frosted crystal decals can be used as a complete length or cut into individuals to highlight glass surfaces.



1000 x 150mm  
5 Symbols  
5 9153



1000 x 120mm  
9 Symbols  
5 9197



1000 x 150mm  
5 Symbols  
5 9151



1000 x 150mm  
5 Symbols  
5 9199



1000 x 150mm  
6 Symbols  
5 9200



1000 x 150mm  
5 Symbols  
5 9154



1000 x 150mm  
5 Symbols  
5 9152



1000 x 150mm  
5 Symbols  
5 9148



1000 x 100mm  
6 Symbols  
5 9198

## Food Allergy

From December 2014 restaurants and food outlets must provide and display details of possible allergens contained in menu items being served.



2 5631 B



1 5632 K  
2 5632 K



Double Sided Table Card  
150 x 50mm - Pack of 5  
White PVC  
5 5633

Material Codes				Landscape Sizes		Portrait Sizes	
1 Rigid Plastic	3 Photolum Rigid Plastic	5 Miscellaneous	7 Polycarbonate	A 100 x 75mm	G 300 x 100mm	M 600 x 200mm	E 150 x 200mm
2 Self Adhesive Vinyl	4 Photolum Self Adhesive	6 Aluminium	8 Quick Fix	B 80 x 80mm	K 400 x 300mm	Q 600 x 450mm	Custom sizes



## Free Standing Warning Signs

### Free-Standing

• Polypropylene • 300 x 575mm • Double Sided Warning • Foldable, Waterproof, Durable, Lightweight and Compact



### Custom Free-Standing Signs

These popular double sided, free-standing signs can be customised and personalised to show the warning message you require. They can also be used to promote brand awareness while you work – add your company name and contact details to ensure potential customers know who to contact if they want similar work completed.

To customise these signs in any way simply quote the relevant code and supply the wording/message or image that you require when ordering.



### Lightweight Free-Standing Signs

• Fluted Polypropylene • 300 x 600mm • Double Sided Warning • Waterproof, Durable, Lightweight and Compact





## Cone Attachments

This handy lightweight plastic ring fits onto round cones; complete with hooks for plastic chain attachment. Can be used to create a simple, effective barrier solution.



5 7998

### Plastic Chain



Polyethylene chain  
• 6mm links • 10m length

Colour	Code
 Red & White	5 9041
 Black & Yellow	5 9042

## Cones

500mm high round PVC cones are pre-printed to mark hazardous areas, or we can print a message of your choice.

500mm high triangular cones are manufactured from a UV stabilised LDPE upper and a 100% recycled PVC base for extra stability.

All cones are easily stacked.

Message	Shape	Code
Slippery Surface	Round	5 7980
Floor Cleaning	Round	5 7981
Custom Message	Round	5 7995
Wet Floors	Triangular	5 7982
Custom Message	Triangular	5 7996



## Handi Guard



High quality modular, 3-panel barrier system with a yellow and black stripe and caution symbol as standard. A smooth finish allows easy maintenance and cleaning. Snap on hinges supplied with every panel or set to link panels together.

- Panel dimensions: 800mm (h) x 1000mm (w) x 30mm
- Foldaway for easy storage
- Lightweight – panel weight 2.5kg
- Made from durable polyethylene
- Designed to comply with BS7801:2011 safe working on escalators and moving walkways

Polyethylene  
800 x 1000 x 30mm  
Panels x 3  
5 7984

## Minder Guards



Durable and lightweight  
1030 x 780 x 26mm (2.5kg)  
High impact polyethylene.  
Stand alone or link together.

Each minder includes a pack of 6 messages and a stand.

- Caution out of service
- Caution wet floor
- Temporarily closed
- Danger keep out
- Cleaning in progress
- Caution work area

Polyethylene  
1030 x 780 x 26mm  
5 9637

## 5 in 1 Multi-Message Sign



400 x 600mm, self standing, flat folding structure, 6mm powder coated steel frame.

Durable, multi-warning sign, includes 5 double sided PVC signs (300 x 400mm)

5 8535



## Elevator Guard



Designed specifically for elevator maintenance and to comply with BS EN 7255:2001.

Complete modular, 2-panel units that can link together to form larger units.

Fold away barrier system made from durable polyethylene plastic.

Non-conductive, telescopic poles stored inside the barriers to connect to elevator opening.

Lightweight yet extremely strong.

- Suitable for 1300mm openings
- No admittance authorised personnel only
- Each panel 1100 x 660 x 40mm (h x w x d)
- Weight: approx 4kg
- Telescopic poles extend to 2.2m

Polyethylene  
1100 x 660 x 40mm  
Panels x 2

5 9638

## Banana Cone

An extremely durable and eye-catching Wet Floor sign, manufactured from high quality, injection moulded, thick polypropylene.

Black stem is detachable, allowing easy stacking.

Multilingual warning message in English, German and Spanish on all four sides for maximum exposure.

Lightweight cone at just 0.8kg

600 x 300 x 300mm

Polypropylene  
600mm Height

5 8507





## Personal Protective Equipment (PPE) Signs



Employers are responsible for the provision and use of personal protective equipment (PPE) at work. PPE is equipment that will protect the user against health or safety risks at work. It can include items such as safety helmets, gloves, eye protection, high-visibility clothing, safety footwear, safety harnesses and respiratory protective equipment (RPE).

PPE must be properly looked after and stored when not in use. Employees must make proper use of PPE and report if it has been lost, destroyed or if any fault is found. Safety signs and posters can prove a useful reminder that PPE should be worn during specific tasks or in specific locations. Take note of any changes in equipment, materials or methods – you may need to update your signs accordingly.

### Eye Protection



1 5003 **G M E K**  
2 5003 **G M E K**  
8 5003 **G E**



1 5005 **G M E K**  
2 5005 **G M E**



1 5002 **G M E K**  
2 5002 **G M E K**



1 5004 **G M**  
2 5004 **G M**



1 5006 **F N**  
2 5006 **F**

Floor Graphic  
400mm Dia  
5 8746



1 5009 **E**  
2 5009 **E**



1 5008 **E**  
2 5008 **E**



Floor Graphic  
400 x 600mm  
5 8732

English & Polish



1 5238 **H**  
2 5238 **H**



Rigid Plastic  
A4 (210 x 297mm)  
5 8364  
Self Adhesive  
A4 (210 x 297mm)  
5 8365

### Footwear



1 5202 **F**  
2 5202 **F**  
Floor Graphic  
400mm Dia  
5 8801



1 5201 **G M E K P**  
2 5201 **G M E K**  
8 5201 **G E**  
Rigid Plastic  
A4 (210 x 297mm)  
5 8372  
Self Adhesive  
A4 (210 x 297mm)  
5 8373



1 5232 **G M**  
2 5232 **G M**  
8 5232 **G**



Floor Graphic  
400 x 600mm  
5 8828

English & Polish



1 5249 **E**  
2 5249 **E**

### Helmet / Hard Hat



1 5016 **G M E K P**  
2 5016 **G M E K**  
8 5016 **G E**  
Rigid Plastic  
A4 (210 x 297mm)  
5 8370

Self Adhesive Vinyl  
A4 (210 x 297mm)  
5 8371



1 5015 **F N**  
2 5015 **F**



1 5017 **G M**  
2 5017 **G M**



1 6402 **M P**  
Scaffold PVC Banner  
1270 x 1270mm  
5 5115



1 5024 **G M E**  
2 5024 **G M E**



1 6401 **M P**  
7 6401 **M**

English & Polish



1 5250 **E**  
2 5250 **E**

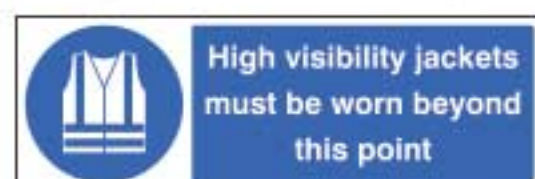


1 5018 **G M E K P**  
2 5018 **G M E**  
Floor Graphic  
400 x 600mm  
5 8730



1 5019 **E K P**  
2 5019 **E K**  
6 5019 **P**

### High Visibility Clothing



1 5216 **M E K P**  
2 5216 **M E K**  
6 5216 **M**  
7 5216 **M**  
8 5216 **G E**  
Floor Graphic  
400 x 600mm  
5 8820



1 5452 **G M**  
2 5452 **G M**  
Rigid Plastic  
A4 (210 x 297mm)  
5 8382  
Self Adhesive  
A4 (210 x 297mm)  
5 8383



1 5218 **G M**  
2 5218 **G M**  
8 5218 **G**



1 5419 **F N**  
2 5419 **F**










English & Polish



1 5248 **E K**  
2 5248 **E K**






## Masks & Respirators

 <b>1 5208 F N</b> <b>2 5208 F</b>	 <b>1 5007 F</b> <b>2 5007 F</b>	 <b>1 5206 F</b> <b>2 5206 F</b>	 <b>Wear masks</b> <b>1 5237 E K</b> <b>2 5237 E K</b>	 <b>Wear visor</b> <b>1 5233 G</b> <b>2 5233 G</b>	 <b>Wear face shield</b> <b>1 5001 G M E K</b> <b>2 5001 G M E</b>	
 <b>Respirators must be worn</b> <b>1 5205 G E K</b> <b>2 5205 G E</b>			 <b>Masks must be worn when working here</b> <b>1 5207 G M E K</b> <b>2 5207 G M E K</b> <b>8 5207 G</b>			 <b>Wear welding mask</b> <b>1 5021 G M</b> <b>2 5021 G M</b>

## Clothing & Gloves

 <b>Protective clothing is provided for your safety and must be worn</b> <b>1 5213 G M</b> <b>2 5213 G</b>	 <b>Protective clothing must be worn beyond this point</b> <b>Floor Graphic 400 x 600mm 5 8733</b>	 <b>Protective clothing must be worn in this area</b> <b>1 5603 E K</b> <b>2 5603 E K</b>	 <b>Caution</b> <b>You are entering a designated area</b>  <b>All persons must wear approved protective equipment as identified</b> <b>1 5217 E K</b> <b>2 5217 E K</b>	 <b>Life jackets must be worn</b> <b>1 3022 E K</b>	 <b>Wear gloves</b> <b>1 5236 E K</b> <b>2 5236 E K</b>
 <b>Protective garments must be worn</b> <b>1 5212 G M</b> <b>2 5212 G M</b>	 <b>Overshoes must be worn beyond this point</b> <b>1 5464 G</b> <b>2 5464 G</b>	 <b>Lab coats must be worn in this area</b> <b>1 5231 G</b> <b>2 5231 G</b>	 <b>Hand protection must be worn</b> <b>1 5203 G M E K</b> <b>2 5203 G M E K</b> <b>8 5203 G E</b>		

## Harnesses

 <b>Wear safety harness</b> <b>1 5407 G M</b> <b>2 5407 G</b>	 <b>1 5416 F</b> <b>2 5416 F</b>
 <b>Clip on when working at height</b> <b>1 5215 G M</b> <b>2 5215 G</b>	

## General PPE Signs

**Personal Protective Equipment at Work Regulations 1992**

In situations where risks cannot be controlled by other means such as safe systems of work or engineering controls, employers are required to ensure that employees have adequate means and safety by providing suitable personal protective equipment (PPE).

**What you need to know**

**Employers must:**  
 Provide safety training to employees on the use of PPE.  
 Ensure that PPE is suitable for the task and the environment.  
 Ensure that PPE is maintained in good condition.  
 Ensure that PPE is replaced when it is damaged or worn out.  
 Ensure that PPE is stored in a safe and secure place.

**Employees must:**  
 Use PPE correctly.  
 Report any damage or loss of PPE to their supervisor.  
 Take care to ensure that PPE is not lost or damaged.

**Rigid Plastic 400 x 600mm 5 8113**

**Personal Protective Equipment at work Regulations 1992**

Personal protective equipment is provided for your health and safety and must be used. Defective equipment should be immediately reported to your safety representative.

**1 5210 E K**  
**2 5210 E K**













**Approved personal protective equipment must be worn at all times**

**1 5221 G M**  
**2 5221 G M**

**You are now entering a designated area**  
 All persons proceeding past this point must wear an approved safety helmet, safety footwear and high visibility jacket

**1 6236 P**  
**8 6236 P** | **PVC Banner with Eyelets 1270 x 610mm 5 5089**

## PPE Labels

 <b>6 x Stickers 50mm Diameter 5 5030</b> <b>6 x Stickers 100mm Diameter 5 5035</b>	 <b>6 x Stickers 50mm Diameter 5 5031</b> <b>6 x Stickers 100mm Diameter 5 5036</b>	 <b>6 x Stickers 50mm Diameter 5 5032</b> <b>6 x Stickers 100mm Diameter 5 5037</b>	 <b>6 x Stickers 50mm Diameter 5 5034</b> <b>6 x Stickers 100mm Diameter 5 5039</b>	 <b>6 x Stickers 50mm Diameter 5 5033</b> <b>6 x Stickers 100mm Diameter 5 5038</b>	 <b>6 x Stickers 50mm Diameter 5 5047</b> <b>6 x Stickers 100mm Diameter 5 5048</b>
 <b>100 x Stickers 50 x 50mm 5 9716</b>	 <b>100 x Stickers 50 x 50mm 5 9711</b>	 <b>100 x Stickers 50 x 50mm 5 9715</b>	 <b>100 x Stickers 50 x 50mm 5 9712</b>	 <b>100 x Stickers 50 x 50mm 5 9717</b>	 <b>100 x Stickers 50 x 50mm 5 9714</b>

Material Codes			Landscape Sizes				Portrait Sizes	
1 Rigid Plastic	5 Miscellaneous	7 Polycarbonate	E 200 x 150mm	G 300 x 100mm	M 600 x 200mm	P 600 x 400mm	E 150 x 200mm	K 300 x 400mm
2 Self Adhesive Vinyl	6 Aluminium	8 Quick Fix	F 200 x 200mm	K 400 x 300mm	N 400 x 400mm		H 250 x 300mm	P 400 x 600mm



## Noise Control & Ear Protection



1 5012 G M E K P  
2 5012 G M E K  
8 5012 G M



1 5010 G M E K P  
2 5010 G M E K  
8 5010 G K



1 5013 G M  
2 5013 G M  
8 5013 G M



1 5011 G M E K  
2 5011 G M E K  
8 5011 G



1 5023 G M  
2 5023 G M  
8 5023 G M



1 6250 G M P  
2 6250 G M



1 5223 G M  
2 5223 G M  
8 5223 G



1 5220 G M  
2 5220 G M



1 5222 G M  
2 5222 G M  
8 5222 G



1 6251 G M  
2 6251 G M  
8 6251 G



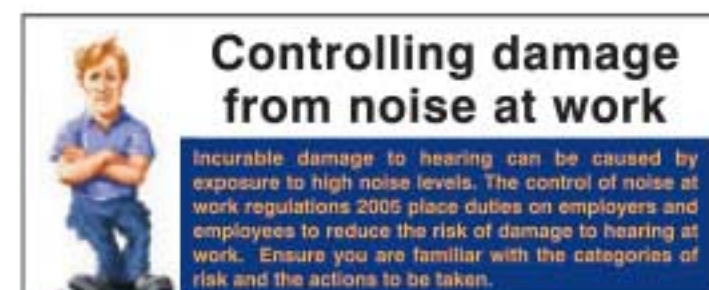
Rigid Plastic  
A5 (148 x 210mm)  
5 8398

Self Adhesive  
A5 (148 x 210mm)  
5 8399



1 5014 F N  
2 5014 F

Floor Graphic  
400mm Dia  
5 8744



# What you need to know

Employers Must	Below 80dB	First Action Level 80dB	Second Action Level 85dB
Reduce the risk of hearing damage to the lowest levels reasonably practicable	★	★	★
Create noise assessments are carried out by a competent person.		★	★
Create a record of assessments are kept until re-assessment.		★	★
Use means other than ear defenders to reduce exposure to noise.			★
Provide necessary training, instruction and information on risks to hearing and how to minimise them and how to obtain ear protection when required.		★	★
Do as far as reasonably practicable place notices and warning signs in ear protection areas.			★
Provide hearing checks where noise assessments indicate a risk of hearing damage.			★
Create ear protection is:		★	★
a) Provided to employees who ask for them			★
b) Provided to all those who are exposed.			★
c) Are used by those exposed.		★	★
d) Are kept and maintained to a satisfactory standard		★	★
Create ear protection is used by all those who enter ear protection areas.			★

Employees Must	Below 80dB	First Action Level 80dB	Second Action Level 85dB
Use the ear protection provided.			★
Use all other protective equipment provided.		★	★
Report any faults or defects found with the ear protectors or equipment.		★	★

Rigid Plastic  
400 x 600mm  
5 8116


English & Polish



Floor Graphic  
400 x 600mm  
5 8731



1 5239 E H K  
2 5239 E H K



1 5219 E K  
2 5219 E K



1 5225 H K  
2 5225 H



1 5224 K



Fine Line  
Marker Pen  
Single Black  
5 3430

## PPE Dispensers

Remind staff and visitors of their Personal Protection Equipment requirements with our PPE dispenser. Ideal for factories, warehouses and production environments. Our PPE dispenser is made of clear acrylic enabling easy checking of contents and quantities, whilst the hinged lid provides simple access. It can either be placed on a desk or wall mounted.

Dimensions: H240 x W220 x D145mm (contents not included)



5 5042

5 5043

5 5044

5 5045

5 5046

## Noise Activated Sign

A highly visible noise activated warning sign for use in environments where there is a need to clearly warn or indicate when a preset noise level is reached. A great solution where noise levels are intermittent or vary significantly such as factories or entertainment venues.



- Lights up when a preset noise level is exceeded.
- Quick & simple to install: Wall mount and connect to mains via 5m cable.
- Trigger level: 40dB(A) to 114dB(A) for use in any environment.
- High intensity white LED for high visual impact and a long operating life.

Dimensions:  
(Diameter x Depth) 300 x 50mm  
5 8139

## Suspended Sign Frame

All suspended frames are supplied complete with suspension kit for easy installation. Simply add two rigid PVC signs back to back to display your message of choice.

White 300 x 100mm 5 8700 Blue 300 x 100mm 5 8720

White 600 x 200mm 5 8702 Blue 600 x 200mm 5 8721



## Floor Stand

Chrome floor stand for use with suspended frames (not included) which slot into the stand.

1100mm height (excluding frame)


Insert a rigid plastic sign (not included) into this Floor Stand.

5 8726






# Machinery / Lock Out




Disconnect mains plug when not in use

1 5456 **G**  
2 5456 **G**




Refer to instructions before operating this machine

1 5455 **G**  
2 5455 **G**




Use adjustable guard

1 5406 **G**  
2 5406 **G**




Lock out here before working on this equipment

1 5411 **F**  
2 5411 **F**




Lock out point here

5 5076  
10 x Matt PVC Tags  
80 x 150mm - Double Sided  
Includes 150mm Cable Ties




Guards must be used

1 5405 **G**  
2 5405 **G**




Make sure cylinders are secured at all times

1 5446 **G**  
2 5446 **G**




Clean machine after use

1 5447 **G**  
2 5447 **G**




Switch off when not in use

6 x Stickers  
65mm Diameter  
5 1653




Switch off when not in use

Self Adhesive Vinyl  
35 x 25mm  
5 5040




Lock out devices must be used on this equipment during maintenance

1 6246 **Q**  
2 6246 **A**



Lock out point here

1 6248 **Q**  
2 6248 **A**



Lock out here before working on this equipment

1 6247 **Q**  
2 6247 **A**

# Vehicles



Sound horn Drive slowly

1 5413 **G M P**  
2 5413 **G M**



Remove keys from forklift truck when not in use

1 5448 **G**  
2 5448 **G**



Keep Clear  
Electric vehicle recharging point only

1 7848 **H K**  
2 7848 **H K**



Switch off all mobile phones

1 5429 **G M**  
2 5429 **G M**



Wheels must be chocked before loading or unloading

1 5466 **G M**  
2 5466 **G M**



Keep clear

1 1632 **F G M N**  
2 1632 **F G M N**

# General Mandatory Signs



Keep locked

1 5414 **G M**  
2 5414 **G M**



Report all accidents immediately

1 5214 **G M**  
2 5214 **G**



This area is to be kept clear of all obstructions

1 5435 **G M**  
2 5435 **G M**



Employees only

1 5469 **G**  
2 5469 **G**



Use handrail

1 5457 **G M**  
2 5457 **G M**  
8 5457 **G**



Place all rubbish in the bins provided

1 5402 **G M**  
2 5402 **G M**



Pedestrians must use this route

1 5428 **G M P**  
2 5428 **G M P**  
8 5428 **G M**



Clean up after your dog  
Bag it, tie it, bin it

1 5412 **F**  
2 5412 **F**



Clean up after your dog  
Bag it, tie it, bin it

1 5409 **F**  
2 5409 **F**



Lift correctly

1 5420 **G M**  
2 5420 **G M**



Permit to work must be obtained

1 5403 **G M**  
2 5403 **G M**



Pedestrian Route

1 5235 **K**  
2 5235 **K**  
8 5235 **K**



Stack correctly

1 5401 **G M**  
2 5401 **G**



Use barrier cream whilst on site. UV rays may be harmful to your health

1 5458 **G**  
2 5458 **G**

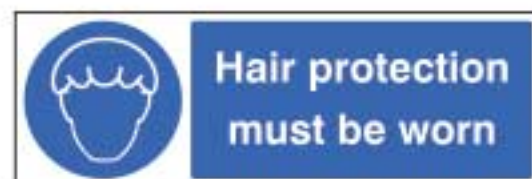
Material Codes		Landscape Sizes				Portrait Sizes		
1 Rigid Plastic	5 Miscellaneous	A 100x75mm	F 200x200mm	H 300x250mm	M 600x200mm	P 600x400mm	E 150x200mm	K 300x400mm
2 Self Adhesive Vinyl	8 Quick Fix	E 200x150mm	G 300x100mm	K 400x300mm	N 400x400mm	Q 600x450mm	H 250x300mm	P 400x600mm



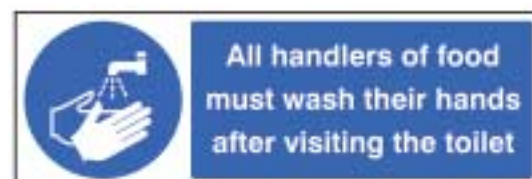
## Catering



1 5627 **G M**  
2 5627 **G**



1 5606 **G**  
2 5606 **G**



1 5610 **G**  
2 5610 **G**



1 5451 **G**  
2 5451 **G**



1 5611 **G**  
2 5611 **G**



1 5628 **G**  
2 5628 **G**



1 5608 **G**  
2 5608 **G**



1 5613 **G**  
2 5613 **G**



1 5404 **G M**  
2 5404 **G M**



1 5449 **G**  
2 5449 **G**



1 5621 **G**  
2 5621 **G**



1 5622 **G**  
2 5622 **G**



1 5605 **G**  
2 5605 **G**



1 5427 **G M**  
2 5427 **G M**



1 5620 **G M**  
2 5620 **G M**



1 5619 **G**  
2 5619 **G**



1 5615 **J**  
2 5615 **J**



1 5604 **E K**  
2 5604 **E K**



1 5601 **E**  
2 5601 **E K**



1 4237 **A E**  
2 4237 **A E**  
8 4237 **A E**




1 5626 **K**  
2 5626 **K**



1 5618 **H**  
2 5618 **H P**



1 5614 **P**  
2 5614 **P**



1 5616 **H**  
2 5616 **H**



1 5617 **H**  
2 5617 **H**



1 5625 **K**  
2 5625 **K**



1 4285 **G M**  
2 4285 **G M**

## Hygiene



1 5408 **G M E**  
2 5408 **G M**  
8 5408 **G**



1 5424 **G**  
2 5424 **G**



1 5418 **G M**  
2 5418 **G M**



1 5487 **G E**  
2 5487 **G E**



2 5502 **E**



1 5602 **E**  
2 5602 **E K**



2 5503 **E**



2 5501 **E**



6 x Stickers  
65mm Diameter  
5 1654

## Guides



Synthetic Paper  
420 x 594mm  
5 5917

Pocket Guide  
80 x 120mm  
5 5918



## Multi-Message Signs

Multi-message signs can be used to display several safety messages on one sign, consolidating important information into a single focal point and removing the risk of sign clutter. Different safety sign categories can be placed together vertically or horizontally on the same sign.

The sign should never combine two categories into one message. Multi-message signs should follow the design principles of BS EN ISO 7010:2012 to ensure maximum levels of message comprehension.



## Hazardous Substances



1 4268 G M  
2 4268 G M



1 4267 G  
2 4267 G



1 4530 G  
2 4530 G



1 4266 G  
2 4266 G



1 6219 G M P  
2 6219 G



1 4290 G  
2 4290 G



1 5463 G  
2 5463 G



1 4269 G M  
2 4269 G M



1 4534 G M  
2 4534 G



1 4533 G M  
2 4533 G



1 6274 K  
2 6274 K



1 4525 G  
2 4525 G

**Hazardous Substance Labels on pages 92 - 95**  
A range of internationally recognised symbols



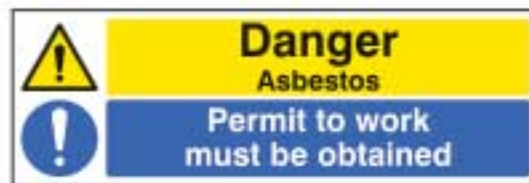
## Asbestos



1 6271 M  
2 6271 G



1 4500 G  
2 4500 G



1 6272 G M P  
2 6272 G



1 6273 K  
2 6273 K



\*State contact details required  
5mm Foam PVC  
600 x 900mm  
5 8049



1 6270 K Q  
2 6270 K Q

## Noise Control



1 5222 G M  
2 5222 G M  
8 5222 G



1 5223 G M  
2 5223 G M  
8 5223 G



1 6250 G M P  
2 6250 G M



1 6251 G M  
2 6251 G M  
8 6251 G

## Hot Works



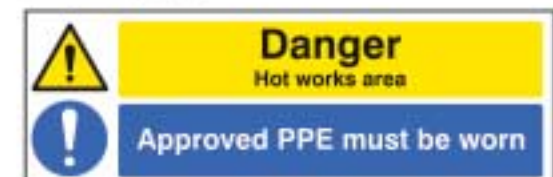
1 4559 G M  
2 4559 G M



1 4560 G M  
2 4560 G M



1 4562 G M  
2 4562 G M



1 4561 G M  
2 4561 G M

Material Codes			Landscape Sizes				Portrait Sizes	
1 Rigid Plastic	5 Miscellaneous	7 Polycarbonate	A 100 x 75mm	G 300 x 100mm	K 400 x 300mm	P 600 x 400mm	E 150 x 200mm	K 300 x 400mm
2 Self Adhesive Vinyl	6 Aluminium	8 Quick Fix	E 200 x 150mm	J 400 x 200mm	M 600 x 200mm	Q 600 x 450mm	H 250 x 300mm	P 400 x 600mm



## Flammable Substances

## Flammable Substances



1 6206 K Q  
2 6206 K



1 6202 K Q  
2 6202 K Q



1 6205 K Q  
2 6205 K Q



1 6201 K Q  
2 6201 K Q



1 6204 K Q  
2 6204 K Q



1 6225 K Q  
2 6225 K



1 6208 K Q  
2 6208 K



1 6203 K Q  
2 6203 K



1 6233 K Q  
2 6233 K



1 6207 K Q  
2 6207 K Q



1 6234 K Q  
2 6234 K



1 6227 K Q  
2 6227 K



1 6228 K Q  
2 6228 K Q



1 6484 Q  
2 6484 Q



Rigid Plastic  
200 x 600mm  
5 6226



Rigid Plastic  
100 x 400mm  
5 6339

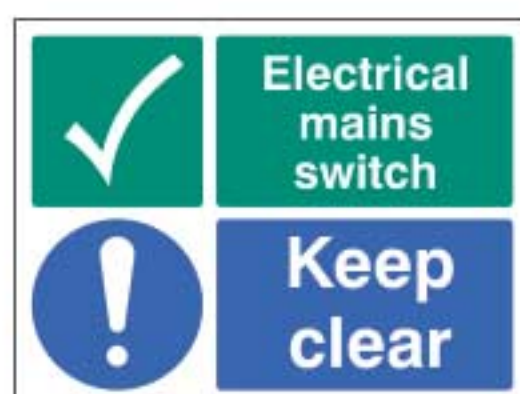
## Emergency Shut Off



1 6051 K  
2 6051 K



1 6035 K  
2 6035 K



1 6034 K  
2 6034 K



1 6593 K  
2 6593 K



○  
△



## Forklift Signs

**DRIVER NOTICE**

 **Caution**  
Be aware of pedestrians

 **No unauthorised entry**

 All drivers and visitors must report to reception

 Parking and driver instructions must be obeyed

 **Speed limits must be observed**

1 4303 W

**DRIVER NOTICE**

 **Caution**  
Be aware of pedestrians

 **Vehicles must not enter the site without the authority of the site supervisor**

 **Unsupervised reversing in and out of site is strictly forbidden**

 **Speed and parking restrictions must be observed**

1 4304 W

**DRIVER NOTICE**

 **Caution**  
Be aware of pedestrians

 **The use of mobile phones while driving is prohibited**

 All operators must have a valid forklift licence

 **Seatbelts must be worn at all times**

 **Speed limits must be observed**

1 4305 W

**FORKLIFT SAFETY**

Only adequately trained personnel are allowed to operate lift trucks on this site. Pre-use checks should be carried out in compliance with the Provision and Use of Work Equipment Regulations 1998.

 **Caution Forklift trucks operating**

 **Daily checks must be completed before use**

 **Sound horn and drive slowly**

 **Seatbelts must be worn at all times**

 **Do not travel with forks raised**

1 4066 W

**WAREHOUSE NOTICE**

 **Caution**  
Forklift trucks operating

 **No unauthorised persons allowed beyond this point**

 **High visibility clothing must be worn**

 **Protective footwear must be worn**

 **Pedestrians must keep to walkways**

1 4307 W

**FORKLIFT PARKING**

 **Engage parking brake**

 **Forks must be lowered to the floor**

 **Masts must be upright**

 **Do not extend forks into the aisle or walkway**

 **Return keys at the end of your shift**

1 4310 Q

**DRIVER NOTICE**

 **Report to site manager before coupling to trailer**

 **Loading must be completed before coupling to trailer**

 **Comply with traffic signals at all times**

 **Parking brake and wheel chocks must be applied if uncoupling trailer**

 **Do not attempt to pull away on a red light**

1 4306 Q

**FORKLIFT SAFETY**

 **Do not use truck until a pre-shift inspection has been completed**

 **Report all defects immediately**

 **Record and report all near miss incidents**

1 4308 Q

 **Caution**  
Forklift Lane

 **No pedestrians**

 **Keep clear of all obstructions. Place rubbish in the bins provided**

1 4315 Q

**FORKLIFT LOADING**

 **Complete a daily check of forklift before use**

 **Ensure all loads are secure and stable**

 **Ensure brakes are set and wheels are locked on trailers before loading or unloading**

 **Do not stack the load too high**

1 4309 Q

## Forklift Inspection Checklists

Employers have a duty of care to ensure all employees operating or working in the vicinity of forklifts are protected from harm. **Good to Go Safety** offers a simple yet effective solution for forklift safety with daily or weekly inspections. Complete pre-use checks as part of your forklift safety maintenance programme and ensure all staff are aware of the forklifts' status at all times. See pages 125-127 for more information.





# Site Safety Signs



1 6218 G M  
2 6218 G M



1 6217 G M  
2 6217 G



1 6464 Q



1 6404 M P  
2 6404 M P  
7 6404 M P  
8 6404 M P  
Banner with Eyelets  
1270 x 610mm  
5 5087  
Fluted Polypropylene  
600 x 400mm  
Includes Company Logo  
5 5785



1 6457 G M



1 6215 G M P



1 6223 G M  
2 6223 G



1 6222 M  
2 6222 M



1 6429 M  
2 6429 M



1 6216 G M  
2 6216 G M  
8 6216 G M

# Confined Spaces



1 6260 H K  
2 6260 H



1 6262 H K  
2 6262 H K



1 6264 H K  
2 6264 H K  
8 6264 H K



1 6263 H K  
2 6263 H




1 6265 H K  
2 6265 H K



1 7611 Q



1 6211 G M  
2 6211 G



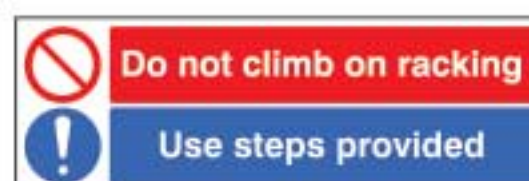
# Fragile Roof / Structures



1 6276 Q  
2 6276 Q



1 6232 G P  
2 6232 G



1 3658 G M  
2 3658 G M



1 6230 M



1 6214 G M P  
2 6214 G M



1 4299 G M  
2 4299 G M

# Quarry Safety



1 4292 Q



1 4314 Q



1 4311 Q



1 4313 Q

Material Codes				Landscape Sizes				Portrait Sizes
1 Rigid Plastic	3 Photolum Rigid Plastic	5 Miscellaneous	7 Polycarbonate	G 300 x 100mm	K 400 x 300mm	P 600 x 400mm	W 900 x 600mm	Q 450 x 600mm
2 Self Adhesive Vinyl	4 Photolum Self Adhesive	6 Aluminium	8 Quick Fix	H 300 x 250mm	M 600 x 200mm	Q 600 x 450mm		Custom available



## Amenities

### Toilets



1 7007 **G L**  
2 7007 **G L**  
8 7007 **G**



1 7061 **G**  
2 7061 **G**  
8 7061 **G**



1 7008 **G L**  
2 7008 **G L**  
8 7008 **G**



1 7009 **G L**  
2 7009 **G L**  
8 7009 **G**



1 7053 **G L**  
2 7053 **G**



1 7051 **G L**  
2 7051 **G**



1 7058 **G**  
2 7058 **G**



1 7057 **G**  
2 7057 **G**



1 7094 **G L**  
2 7094 **G L**



1 7080 **G**  
2 7080 **G**



1 7086 **G**  
2 7086 **G**



1 7087 **G**  
2 7087 **G**



1 7076 **V**  
2 7076 **V**



1 7077 **V**  
2 7077 **V**



1 7065 **E**  
2 7065 **E**



1 7096 **E**  
2 7096 **E**



1 7095 **E**  
2 7095 **E**

### Amenity Symbols



1 7043 **C**  
2 7043 **C**



1 7048 **F**  
2 7048 **F**



1 7024 **D F**  
2 7024 **D F**



1 7025 **D F**  
2 7025 **D F**



1 7093 **D F**  
2 7093 **D F**



1 7054 **F**  
2 7054 **F**



1 7026 **F**  
2 7026 **F**



1 7027 **F**  
2 7027 **F**



1 7022 **F**  
2 7022 **F**



1 7052 **F**  
2 7052 **F**


### Room Signs



1 7081 **G**  
2 7081 **G**



1 7017 **G L**  
2 7017 **G L**



1 6425 **G**  
2 6425 **G**



1 7018 **G L**  
2 7018 **G L**



1 7010 **G L**  
2 7010 **G L**



1 7015 **G L**  
2 7015 **G L**



1 7014 **G L**  
2 7014 **G**



1 7033 **G**  
2 7033 **G**



1 7020 **G**  
2 7020 **G**



1 7021 **G L**  
2 7021 **G L**



1 6408 **G M**  
2 6408 **G M**  
8 6408 **G M**



1 7046 **G L**  
2 7046 **G L**



1 7013 **G L**  
2 7013 **G**



1 7070 **G L**  
2 7070 **G**



1 7074 **G L**  
2 7074 **G**



1 7011 **G L**  
2 7011 **G L**

### Garage Signs



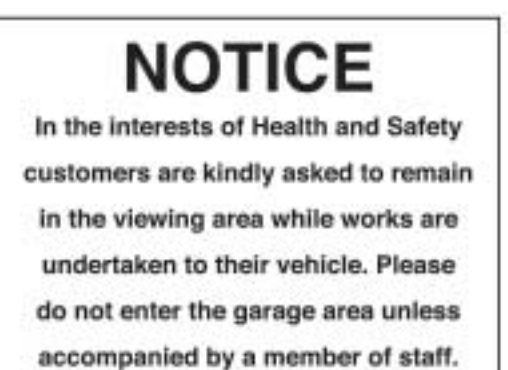
1 6510 **M**



1 6513 **G**



Self Adhesive  
25 x 25mm  
5 6487  
150 x 150mm  
5 6350



2 6518 **E H**



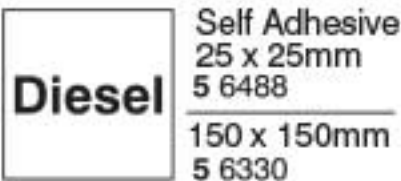
Reflective Aluminium  
600 x 625mm  
5 7970



1 6511 **M**



1 6514 **G M**



Self Adhesive  
25 x 25mm  
5 6488  
150 x 150mm  
5 6330



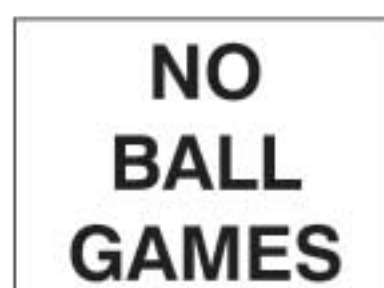
## General Notices



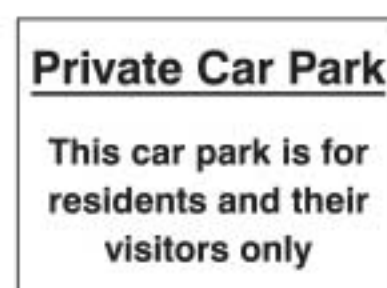
1 7044 **E K**  
2 7044 **E K**



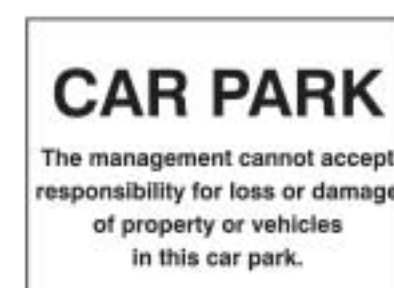
1 7037 **E**  
2 7037 **E**



1 7030 **K**  
6 7030 **K**



1 7798 **K**



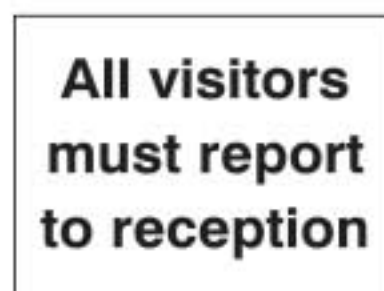
1 7592 **K Q**



1 7596 **K**



1 7597 **K**



1 7055 **E**  
2 7055 **E**



1 7574 **K Q**



1 7092 **E**  
2 7092 **E**



1 7002 **K**



1 7003 **K**



1 7001 **K**



1 7006 **K**



1 7075 **K**



1 7579 **G M**



1 7566 **G M**



1 7576 **G M**



1 7575 **G M**



## Custom Designs

We can produce digitally printed specials to include graphics, fonts, photography and colour to suit your needs.

Simply provide us with the relevant artwork and we can deliver in a range of materials and sizes.

Call us now for a quote.

## Door Signs



1 7028 **A**  
2 7028 **A E**  
8 7028 **A**



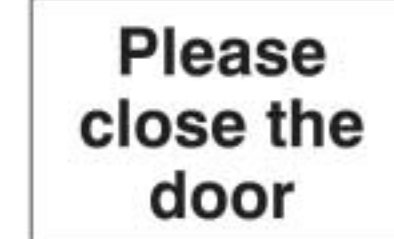
1 7029 **A**  
2 7029 **A E**  
8 7029 **A**



2 7071 **A E**



2 7072 **A E**



1 7042 **D**  
2 7042 **D**

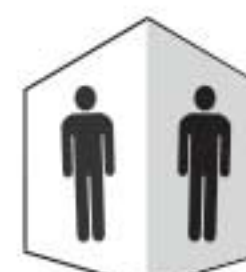
## EasiFIX Projecting Signs

Use EasiFIX projecting signs for quick identification of toilets and rest rooms from multiple view points. Supplied with drilling guide for simple and accurate installation.

Rigid Plastic  
Face: 150 x 200mm  
Concealed Fixings



5 7024



5 7025



5 7043

## Floor Stand

Chrome Floor Stand for use with a Suspended Frame.

Simply insert a Rigid PVC Sign of your choice to create a mobile and eye catching signage solution.

1100mm height (excluding frame).

Suspended Frame and Rigid PVC Sign not included.

5 8726



## Suspended Sign Frame

All suspended frames are supplied with a suspension kit for easy installation. Can be used either single or double sided.



Grey  
300 x 100mm  
5 8681

450 x 150mm  
5 8680

White  
300 x 100mm  
5 8700

450 x 150mm  
5 8701

Green  
300 x 100mm  
5 8703

450 x 150mm  
5 8704

Material Codes		Landscape Sizes						Portrait Sizes
1 Rigid Plastic	5 Miscellaneous	<b>A</b> 100x75mm	<b>D</b> 150x100mm	<b>E</b> 200x200mm	<b>H</b> 300x250mm	<b>L</b> 450x150mm	<b>Q</b> 600 x 450mm	<b>E</b> 150 x 200mm
2 Self Adhesive Vinyl	8 Quick Fix	<b>C</b> 150x150mm	<b>E</b> 200x150mm	<b>G</b> 300x100mm	<b>K</b> 400x300mm	<b>M</b> 600x200mm	<b>V</b> 300x150mm	Custom sizes



## Braille Information Signs

Designed to help you meet your obligations under the DDA and Equality Act 2010. A 2-ply PVC material with a self adhesive back offers a durable, easy to install, scratch resistant braille sign for internal use. Available in various colours and surface finishes. Laser and routing capabilities offer a high quality finish.

Raised letters, symbols and braille help ensure people with visual impairment can read important messages. No need for additional signs as our braille / tactile range can be read by everyone.



## Braille Amenity Signs

1.5mm 2-Ply PVC with Self Adhesive Backing

 Toilet 225 x 150mm 5 6491	 Toilet 225 x 150mm 5 6492	 Toilet 225 x 150mm 5 6121	 Toilets 225 x 150mm 5 6493	 Toilets 225 x 150mm 5 6494	 Toilet 150 x 150mm 5 6110
 Ground 225 x 150mm 5 6129	 Floor 1 225 x 150mm 5 6130	 Floor 2 225 x 150mm 5 6131	 Floor 3 225 x 150mm 5 6132	 Alarm Pull Cord 225 x 150mm 5 6127	<p>If you have a specific request, including custom colours, text or logo's please give our sales office a call and we will be pleased to help.</p> <p>Call us now for a quote.</p>
 Reception 300 x 150mm 5 6151	 Please Ring For Assistance 300 x 150mm 5 6149	 Please Ask Staff For Help 225 x 150mm 5 6490	 Stairs 150 x 150mm 5 6118	 150 x 150mm 5 6104	
 Women 150 x 150mm 5 6108	 Men 150 x 150mm 5 6109	 150 x 150mm 5 6103	 Entrance 150 x 150mm 5 6106	 Staff Only 150 x 150mm 5 6117	
 Toilet 150 x 150mm 5 6107	 Toilet 150 x 150mm 5 6107	 Baby 150 x 150mm 5 6114	 Shower 150 x 150mm 5 6115		

## Braille Safety Signs

1.5mm 2-Ply PVC with Self Adhesive Backing

 Fire Exit 450 x 150mm 5 6185	 Fire Exit 450 x 150mm 5 6186	 Fire Exit 450 x 150mm 5 6199	 Fire Exit 450 x 150mm 5 6187
 No Smoking 300 x 150mm 5 6168	 Restricted Access 300 x 150mm 5 6171	 No Mobile Phones 300 x 150mm 5 6170	 Fire Alarm 150 x 225mm 5 6178
 Fire Extinguisher 150 x 225mm 5 6179	 First Aid 150 x 225mm 5 6180	 Drinking Water 150 x 225mm 5 6489	
 Caution Forklift Trucks 300 x 150mm 5 6319	 Caution Mind The Step 300 x 150mm 5 6177	 Refuge Point 300 x 150mm 5 6176	

## Braille Door Signs

## Braille Lift Labels

## Numbers 1 - 99

 Push 100 x 75mm 5 6134	 Pull 100 x 75mm 5 6135
----------------------------------	----------------------------------

		G	1	2
		3	4	5
6	7	8	9	10

25 x 25mm Pack of 15  
5 6141

1	23	59	72
---	----	----	----

Quote code 5 6136 and the number you require  
e.g - 5 6136 / 1

75 x 75mm  
5 6136



## Ramp Signage



1 7601 K Q



1 7602 K Q



17604 K Q

1 7606 K Q  
6 7606 K

## Standard Access Ramp

A general purpose solution to enable safe disabled access with a loading capacity of 250kg (40 stone). Lightweight fibreglass makes it easy to position. Contrasting guidance lines and a hard wearing grit surface.

Length	Internal Width	Overall Width	Weight	Code
600mm	800mm	875mm	5kg	5 9860
1200mm	800mm	875mm	10kg	5 9862



## Threshold Access Ramp

Designed to overcome most door thresholds with a loading capacity of 250kg (40 stone). Lightweight fibreglass with a hard wearing grit surface.

Length	Height	Overall Width	Weight	Code
450mm	75mm	760mm	3.5kg	5 9863
450mm	100mm	760mm	4kg	5 9864
450mm	125mm	760mm	4.25kg	5 9865



## Workplace Wellbeing Posters

This range of posters helps raise awareness of mental health and general wellbeing amongst employees in the workplace. Produced on tough, durable, wipe clean synthetic paper. Rolls up for easy storage but won't tear or delaminate. Suitable for both internal and external use.

Synthetic Paper  
420 x 594mm  
5 7098Synthetic Paper  
420 x 594mm  
5 7099Synthetic Paper  
420 x 594mm  
5 7100Synthetic Paper  
420 x 594mm  
5 7097

### Branded Designs

Add your corporate branding to any of our safety signs to reinforce your commitment to the Equality Act 2010.

Call us now for a quote



Snap shut frames finished with a sleek aluminium frame and supplied with an anti-glare PVC protective cover. Snap frames allow easy insert and removal of posters allowing frequent update of information and safety messages.

25mm extruded aluminium frame with 1.5mm strong plastic back panel. Anti-glare poster cover, durable protective frame finish.

Aluminium  
420 x 594mm  
5 8767

### Material Codes

1 Rigid Plastic    2 Self Adhesive Vinyl    5 Miscellaneous    8 Quick Fix

### Landscape Sizes

K 400x300mm    Q 600 x 450mm    Custom sizes are available on request

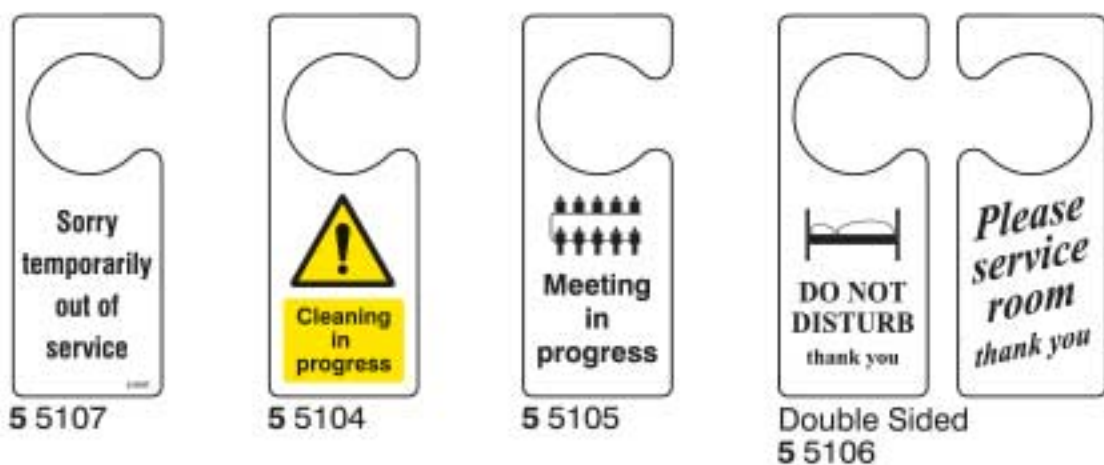




## Hotels & Bars

### Hotel and Bar Signs

• 440 Micron Matt Rigid • 80 x 205mm



5 x Double Sided Table Cards, 150 x 50mm, Rigid Plastic 5 5633



For catering signs see page 40



### Engraved Key Fobs

• 1.5mm 2 Ply PVC Engraved Key Fobs

These key fobs are supplied complete with a drill hole for key ring attachment. Key fobs help prevent risk of keys being lost or left behind and allow additional information to be engraved such as room numbers, hotel name or contact number. Please specify your text of choice when ordering.

Colour	TEXT	Oval		Rectangle	
		78 x 150mm	50 x 100mm	78 x 150mm	50 x 100mm
Black text on White	TEXT	5 1524	5 1530	5 1542	5 1536
White text on Black	TEXT	5 1525	5 1531	5 1543	5 1537
White text on Red	TEXT	5 1526	5 1532	5 1544	5 1538
White text on Blue	TEXT	5 1527	5 1533	5 1545	5 1539
White text on Green	TEXT	5 1528	5 1534	5 1546	5 1540
Black text on Yellow	TEXT	5 1529	5 1535	5 1547	5 1541





## Waste Management

### Recycling Signs on pages 58-59

A range of recycling signs to ensure your workplace identifies bins and areas dedicated to a recycling programme.



1 6617 (H)  
2 6617 (H/A)



1 6618 (H)  
2 6618 (H/A)



1 6623 (H)  
2 6623 (H/A)



1 6619 (H)  
2 6619 (H/A)



2 6036 (A)  
8 6036 (A)



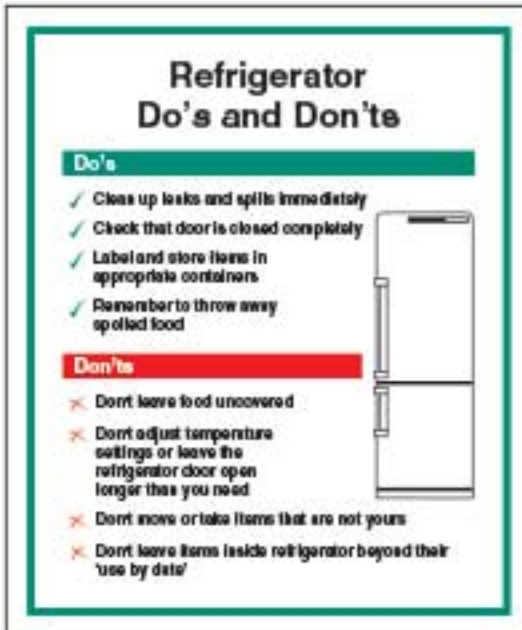
1 6621 (A)  
2 6621 (A)  
8 6621 (A)



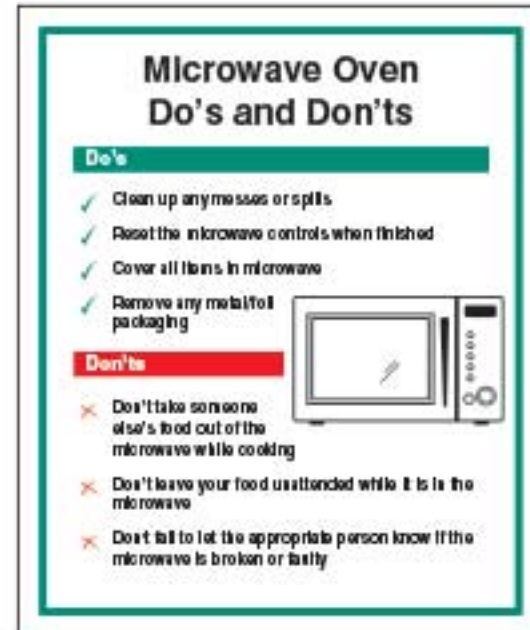
1 6629 (A)  
2 6629 (A)

## Office Etiquette

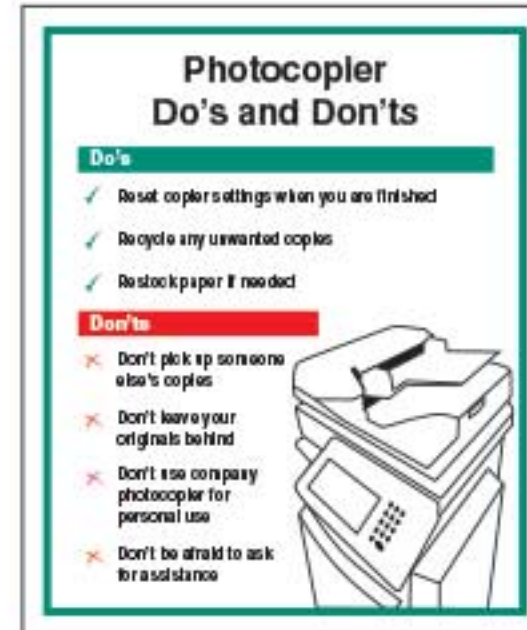
Keep offices and kitchens clean and tidy with our range of signs to promote appropriate behaviour from staff.



1 5623 (H)  
2 5623 (H)



1 5624 (H)  
2 5624 (H)



1 5629 (H)  
2 5629 (H)



1 5630 (H)  
2 5630 (H)

## Toilets



1 7087 (G)  
2 7087 (G)



1 7086 (G)  
2 7086 (G)



1 7080 (G)  
2 7080 (G)



1 7081 (G)  
2 7081 (G)




1 5430 (K)  
2 5430 (K)



1 5436 (K)



1 5229 (A)  
2 5229 (A)



1 6622 (A)  
2 6622 (A)



1 5487 (G/E)  
2 5487 (G/E)



1 5424 (G)  
2 5424 (G)



Dry Wipe Marker Pens  
Single Black  
5 3433

Dry Wipe Marker Pens  
Pack of Four  
5 3439

## Peel & Stick Labels

• Self Adhesive Vinyl



65mm Diameter  
Sheet of 6  
5 6098



65mm Diameter  
Sheet of 6  
5 6094



65mm Diameter  
Sheet of 6  
5 6099



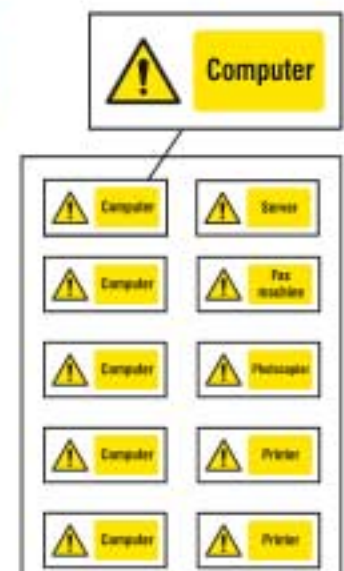
65mm Diameter  
Sheet of 6  
5 1654



40 x 18mm  
Sheet of 10  
5 3436



40 x 18mm  
Sheet of 10  
5 3438



40 x 18mm  
Sheet of 10  
5 4040

Material Codes				Landscape Sizes		Portrait Sizes	
1 Rigid Plastic	3 Photolum Rigid Plastic	5 Miscellaneous	7 Polycarbonate	A 100 x 75mm	G 300 x 100mm	A 75 x 100mm	H 250 x 300mm
2 Self Adhesive Vinyl	4 Photolum Self Adhesive	6 Aluminium	8 Quick Fix	B 80 x 80mm	K 400 x 300mm	E 150 x 200mm	K 300 x 400mm










## Schools

### School Signs

 1 3232 E K 2 3232 E K	 1 5462 E K 2 5462 E K	 1 5442 E 2 5442 E	 1 5461 E K 2 5461 E K	 1 5471 E K 2 5471 E K	 1 5465 E K 2 5465 E K	 1 5240 E 2 5240 E
 1 5470 K Q 8 5470 K	 1 5475 K 2 5475 K	 1 5472 Q	 1 5473 Q			
 1 5477 K P Add name or logo for free. Please specify when ordering.		 1 5476 K P		 1 5478 K P		 7 4231 K
 1 5482 Q	 1 5483 Q	 1 5480 P	 1 5481 P	 1 5479 P	 Rigid Plastic 300 x 300mm 5 1688 Rigid Plastic 450 x 450mm 5 1689 Face Adhesive 300 x 300mm 5 1687	
 400 x 700mm 5 5485	 400 x 700mm 5 5484	 1 5474 M	 1 5457 G M 2 5457 G M	 Fluted Polypropylene 300 x 600mm 5 5041	 Fluted Polypropylene 300 x 600mm 5 8552	 Fluted Polypropylene 300 x 600mm 5 8501

### Coaches & Buses

Enables coach and bus operators to inform passengers of the obligations of Motor Vehicles (Wearing of Seat Belts) (Amendment) Regulations.

 65mm Diameter Sheet of 6 5 1650	 65mm Diameter Sheet of 6 5 1651	 65mm Diameter Sheet of 6 5 1652	 2 5439 H	 2 5437 F
--	--	---	---	---



# Adapt-a-Sign

A cost effective sign solution, allowing you to adapt the sign to efficiently manage any changes in personnel or company details. Helps ensure your signs remain up to date at all times. Developed to hold a standard A4 sheet of paper, which you can simply print off with your relevant contact details and insert into the sign frame. Manufactured from a 3mm PVC, with a hard wearing clear PVC cover. Size: 215 x 310mm.



5 1043



5 1059



5 1035



5 1052




5 1053



5 6079



5 6022



5 6083



5 6027



5 6004



5 6091



5 1432



5 1423

## Adapt-a-Sign Frames

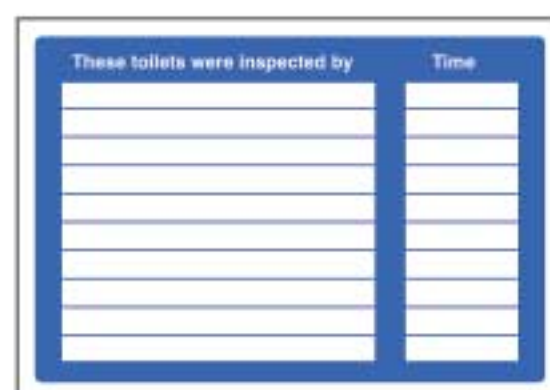


Use blank frames to display your own message. Perfect for displaying escape route plans, photos of rooms for residents suffering from dementia, or for general information messages.

- 5 6193 Blue
- 5 6192 Green
- 5 6197 Black
- 5 6191 Red
- 5 6194 Yellow



5 1037



5 5436



Adhesive Pads  
Pack of 4  
5 8724



1. Type up personnel details



2. Print out on A4 page



3. Insert printout into Adapt-a-Sign



4. Replace when details change

Material Codes			Landscape Sizes			Portrait Sizes	
1 Rigid Plastic	4 Photolum Self Adhesive	7 Polycarbonate	F 200 x 200mm	K 400 x 300mm	P 600 x 400mm	E 150 x 200mm	
2 Self Adhesive Vinyl	5 Miscellaneous	8 Quick Fix	G 300 x 100mm	M 600 x 200mm	Q 600 x 450mm	K 300 x 400mm	
3 Photolum Rigid Plastic	6 Aluminium		H 300x250mm	Custom sizes are available		P 400 x 600mm	



## Stand-off Signs

### Deluxe Information Signs

Sometimes a standard sign is not enough and the location requires something a little more elegant. Our deluxe range of signs offer a choice of finishes to help your signs stand out from the crowd.

Stand-offs give your signs extra visual impact as they stand out from the wall or door. Acrylic or metallic materials provide a contemporary professional appearance which is perfect for hotels, retail and high profile establishments, if you can't find the message you are looking for then let us know and we'll be happy to provide a quote.



### Visual Impact

• 5mm Clear Acrylic • Sub-surface Frosted Crystal Vinyl • Anodised Aluminium Stand-offs



450 x 150mm  
5 9192



450 x 150mm  
5 9188



450 x 150mm  
5 9189



200 x 200mm  
5 9194



200 x 200mm  
5 9196



200 x 200mm  
5 9195



450 x 150mm  
5 9190



450 x 150mm  
5 9191



450 x 150mm  
5 9187



450 x 150mm  
5 9688

Please state your required text when ordering

### Visual Impact Safety Signs with Stand-offs

5mm clear acrylic with subsurface print and a choice of frosted crystal or photoluminescent backing. Includes anodised aluminium stand-offs for surface mounting. Perfect for contemporary buildings looking for that elegant and prestigious design.



Frosted Acrylic  
200 x 150mm  
5 1237

Photoluminescent Acrylic  
200 x 150mm  
5 1253



Frosted Acrylic  
200 x 150mm  
5 1233

Photoluminescent Acrylic  
200 x 150mm  
5 1256



Frosted Acrylic  
200 x 150mm  
5 1234

Photoluminescent Acrylic  
200 x 150mm  
5 1255



Frosted Acrylic  
200 x 150mm  
5 1235

Photoluminescent Acrylic  
200 x 150mm  
5 1254



Frosted Acrylic  
450 x 150mm  
5 9468

Photoluminescent Acrylic  
450 x 150mm  
5 9472



Frosted Acrylic  
450 x 150mm  
5 9467

Photoluminescent Acrylic  
450 x 150mm  
5 9471



Frosted Acrylic  
450 x 150mm  
5 9469

Photoluminescent Acrylic  
450 x 150mm  
5 9473



Frosted Acrylic  
450 x 150mm  
5 9470

Photoluminescent Acrylic  
450 x 150mm  
5 9474



### Custom Visual Impact Signs

Add a contemporary feel to your business with these popular acrylic stand off signs. You can customise and personalise the designs to show any message, image or graphic you require.

Simply supply the message / logo or image you wish when ordering.



### Aluminium Stand-offs

• 200 x 50mm • Aluminium • Anodised Aluminium Stand-offs



5 9617



5 9616



5 9619



5 9689



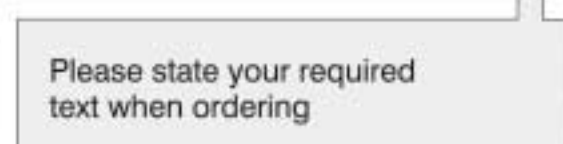
5 9615



5 9614



5 9618



Please state your required text when ordering



## Deluxe Door Discs • 76mm Diameter • Pre-drilled • Fixings Included



Aluminium 59137 | Stainless Steel 59134 | Brass 59131



Aluminium 59138 | Stainless Steel 59135 | Brass 59132



Aluminium 59139 | Stainless Steel 59136 | Brass 59133



Aluminium 59128 | Stainless Steel 59125 | Brass 59122



Aluminium 59129 | Stainless Steel 59126 | Brass 59123



Aluminium 59130 | Stainless Steel 59127 | Brass 59124



## Engraved Signs • Aluminium or Brass Effect • Adhesive Backing • Engraved 1.5mm PVC

Engraved signs enable a durable, permanent and tactile message to be displayed. 2-ply pvc laminate with aluminium or brass effect surface creates a cost effective professional finish.



Aluminium 140 x 35mm 5 9119 | Brass 140 x 35mm 5 9118



Aluminium 140 x 35mm 5 9059 | Brass 140 x 35mm 5 9058



Aluminium 140 x 35mm 5 9061 | Brass 140 x 35mm 5 9060



Aluminium 140 x 35mm 5 9077 | Brass 140 x 35mm 5 9076



Aluminium 140 x 35mm 5 9065 | Brass 140 x 35mm 5 9064



Aluminium 140 x 35mm 5 9079 | Brass 140 x 35mm 5 9078



Aluminium 140 x 35mm 5 9081 | Brass 140 x 35mm 5 9080



Aluminium 140 x 35mm 5 9089 | Brass 140 x 35mm 5 9088



Aluminium 140 x 35mm 5 9085 | Brass 140 x 35mm 5 9084



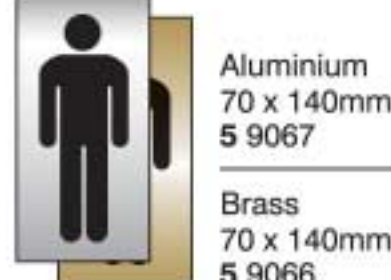
Aluminium 140 x 35mm 5 9091 | Brass 140 x 35mm 5 9090




Aluminium 35 x 70mm 5 9071 | Brass 35 x 70mm 5 9070



Aluminium 35 x 70mm 5 9073 | Brass 35 x 70mm 5 9072



Aluminium 70 x 140mm 5 9067 | Brass 70 x 140mm 5 9066



Aluminium 70 x 140mm 5 9069 | Brass 70 x 140mm 5 9068



Aluminium 75 x 300mm 5 9177 | Brass 75 x 300mm 5 9166



Aluminium 75 x 300mm 5 9178 | Brass 75 x 300mm 5 9167

## Custom Printed Composite Signs • Aluminium or Brass Effect

This elegant and professional looking selection of signs offer the look and feel of a deluxe brushed aluminium or brass sign but without the added expense by using a brass or aluminium effect composite material.

Please state the required text when ordering.




Aluminium 140 x 35mm 5 8858 | Brass 140 x 35mm 5 8859  
300 x 100mm 5 8856 | 300 x 100mm 5 8857



Aluminium 150 x 200mm 5 8860 | Brass 150 x 200mm 5 8861



## Aluminium Door Sliders • 300 x 40mm • Anodised Aluminium • Self Adhesive Backing




5 9121



5 9113



5 9112



5 9114



5 9117



5 9147



5 9116





## Engraved Signs and Tags



Our range of engraved products are supplied on a 2-ply 1.5mm rigid PVC laminate. This material is heat-resistant and robust to withstand the toughest of environments, making them a cost effective and practical solution for many industrial applications. Engraved signs and tags provide a permanent and effective message, removing the risk of print being scratched away or damaged during general cleaning and maintenance. If you can't find the size or shape that you require please contact us for a quote.

### Engraved Valve Tags

• Pack of 50 • 1.5mm 2 Ply PVC Engraved Valve Tags

Our valve tags are engraved to give better quality than printed, stamped or punched versions. The tags are drilled at the top centre allowing you to connect it to a ball chain or cable tie.

#### Numbered Only

Each pack contains fifty sequential numbers. Please specify the number range required (eg. 1-50)

#### Numbered with Prefix

Each pack contains fifty sequential numbers with prefix lettering. Please specify the number range and prefix you require (eg. GAS:1-50, T:51-100)

Colour		Numbered Only		Number with Prefix	
		27mm	38mm	27mm	38mm
TEXT	Black text on White	5 1500	5 1506	5 1512	5 1518
TEXT	White text on Black	5 1501	5 1507	5 1513	5 1519
TEXT	White text on Red	5 1502	5 1508	5 1514	5 1520
TEXT	White text on Blue	5 1503	5 1509	5 1515	5 1521
TEXT	White text on Green	5 1504	5 1510	5 1516	5 1522
TEXT	Black text on Yellow	5 1505	5 1511	5 1517	5 1523

Don't forget to order ball chains



### Engraved Key Fobs

1.5mm 2 Ply PVC Engraved Key Fobs

With a choice of size and shape these key fobs are supplied complete with drilled hole for key ring attachment. Larger sized key fobs help prevent risk of keys being lost or left behind and allow additional information to be engraved such as room numbers, hotel name or contact number. Please specify your text of choice when ordering. Split rings available to purchase below.

Colour		Oval		Rectangle	
		78 x 150mm	50 x 100mm	78 x 150mm	50 x 100mm
TEXT	Black text on White	5 1524	5 1530	5 1542	5 1536
TEXT	White text on Black	5 1525	5 1531	5 1543	5 1537
TEXT	White text on Red	5 1526	5 1532	5 1544	5 1538
TEXT	White text on Blue	5 1527	5 1533	5 1545	5 1539
TEXT	White text on Green	5 1528	5 1534	5 1546	5 1540
TEXT	Black text on Yellow	5 1529	5 1535	5 1547	5 1541



### Engraved Signs

1.5mm 2 Ply PVC Engraved Adhesive Backed Signs

In addition to our standard range of engraved signs on page 55 you are also able to create your own message on a range of sizes and colourways. Ideal for creating door signs, table numbers or industrial tags, the permanently engraved surface has the advantage of being tamper proof, and is less easily damaged by general cleaning and maintenance. This range of signs are supplied with a strong self-adhesive backing for ease of installation. Please specify your text of choice when ordering.

Colour		95mm Dia.	100 x 75mm	300 x 100mm	140 x 35mm	35 x 70mm
TEXT	Black text on White	5 1548	5 1554	5 1560	5 1567	5 1573
TEXT	White text on Black	5 1549	5 1555	5 1561	5 1568	5 1574
TEXT	White text on Red	5 1550	5 1556	5 1562	5 1569	5 1575
TEXT	White text on Blue	5 1551	5 1557	5 1563	5 1570	5 1576
TEXT	White text on Green	5 1552	5 1558	5 1564	5 1571	5 1577
TEXT	Black text on Yellow	5 1553	5 1559	5 1566	5 1572	5 1578
TEXT	Aluminium Effect	5 1595	5 1597	5 1599	5 1496	5 1498
TEXT	Brass Effect	5 1596	5 1598	5 1600	5 1497	5 1499



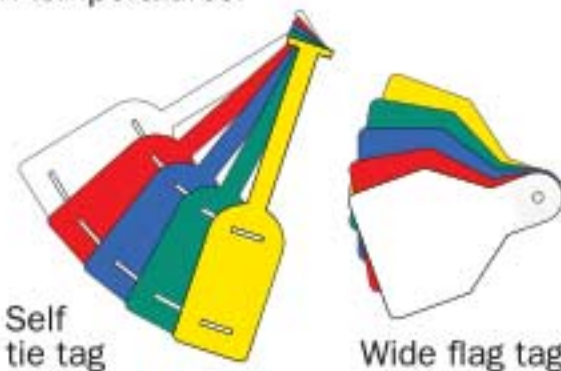
### ID Tags

0.8mm Polypropylene

Our ID tags are colour coded for use on equipment tests and inspections, or asset marking. Supplied plain or specify required printing when ordering.

Durable material; resistant to chemicals and high temperatures.

Colour		Self tie tag 210 x 50mm Pack of 14	Wide flag tag 100 x 65mm Pack of 20
White		5 5150	5 5155
Red		5 5151	5 5156
Blue		5 5152	5 5157
Green		5 5153	5 5158
Yellow		5 5154	5 5159



Self tie tag

Wide flag tag

### Accessories



25mm Split Ring  
Nickel Plated Steel  
5 5160



100mm Ball Chain  
Tin Plated Connector  
Pack of 50  
5 5161



## Fire Information Signs

Manufactured from anodised aluminium or brass with printed detail, these signs are ideal for prestigious environments where a high quality finish is essential. Self adhesive backed for ease of installation.

 <p><b>WATER</b></p> <p>SAFE FOR: Wood, paper and textiles</p> <p>NOT FOR: Flammable liquid fires Live electrical equipment Flammable METAL fires</p> <p>Brass 75 x 200mm 5 9182</p>	 <p><b>WATER</b></p> <p>SAFE FOR: Wood, paper and textiles</p> <p>NOT FOR: Flammable liquid fires Live electrical equipment Flammable METAL fires</p> <p>Aluminium 75 x 200mm 5 9186</p>	 <p><b>CARBON DIOXIDE</b></p> <p>SAFE FOR: Flammable liquids</p> <p>SAFE FOR: Live electrical equipment</p> <p>NOT FOR: Wood, paper and textiles Do not operate within confined space</p> <p>Brass 75 x 200mm 5 9180</p>	 <p><b>CARBON DIOXIDE</b></p> <p>SAFE FOR: Flammable liquids</p> <p>SAFE FOR: Live electrical equipment</p> <p>NOT FOR: Wood, paper and textiles Do not operate within confined space</p> <p>Aluminium 75 x 200mm 5 9184</p>	 <p><b>Fire action</b> If you discover a fire</p> <p>Operate nearest fire alarm point</p> <p>Fire Brigade will be called automatically</p> <p>Leave the building by the nearest exit</p> <p>Report to assembly point</p> <p>Do not stop to collect personal belongings</p> <p>Do not use lift</p> <p>Brass 150 x 200mm 5 9529</p>	 <p><b>Fire action</b> If you discover a fire</p> <p>Operate nearest fire alarm point</p> <p>Fire Brigade will be called automatically</p> <p>Leave the building by the nearest exit</p> <p>Report to assembly point</p> <p>Do not stop to collect personal belongings</p> <p>Do not use lift</p> <p>Aluminium 150 x 200mm 5 9528</p>	 <p><b>Fire action</b> If you discover a fire</p> <p>Operate nearest fire alarm point</p> <p>Call the Fire brigade by telephoning 999</p> <p>Leave the building by the nearest exit</p> <p>Report to your assembly point</p> <p>Do not stop to collect personal belongings</p> <p>Do not use lift</p> <p>Brass 150 x 200mm 5 9539</p>	 <p><b>Fire action</b> If you discover a fire</p> <p>Operate nearest fire alarm point</p> <p>Call the Fire brigade by telephoning 999</p> <p>Leave the building by the nearest exit</p> <p>Report to your assembly point</p> <p>Do not stop to collect personal belongings</p> <p>Do not use lift</p> <p>Aluminium 150 x 200mm 5 9538</p>
 <p><b>FOAM SPRAY</b></p> <p>SAFE FOR: Wood, paper and textiles</p> <p>SAFE FOR: Flammable liquids</p> <p>NOT FOR: Live electrical equipment Flammable METAL fires</p> <p>Brass 75 x 200mm 5 9179</p>	 <p><b>FOAM SPRAY</b></p> <p>SAFE FOR: Wood, paper and textiles</p> <p>SAFE FOR: Flammable liquids</p> <p>NOT FOR: Live electrical equipment Flammable METAL fires</p> <p>Aluminium 75 x 200mm 5 9183</p>	 <p><b>USE TO SMOTHER FIRES</b></p> <p>Chip pan fires Deep fat fires Waste bin fires</p> <p><b>CLOTHING FIRES</b></p> <p>Wrap tightly round someone whose clothes are burning to extinguish flames</p> <p>Brass 75 x 200mm 5 9181</p>	 <p><b>USE TO SMOTHER FIRES</b></p> <p>Chip pan fires Deep fat fires Waste bin fires</p> <p><b>CLOTHING FIRES</b></p> <p>Wrap tightly round someone whose clothes are burning to extinguish flames</p> <p>Aluminium 75 x 200mm 5 9185</p>	 <p>Brass 175 x 175mm 5 9102</p>	 <p>Aluminium 175 x 175mm 5 9103</p>	 <p>Brass 175 x 175mm 5 9104</p>	 <p>Aluminium 175 x 175mm 5 9105</p>
				 <p>Aluminium 70 x 70mm 5 9097</p>	 <p>Aluminium 70 x 70mm 5 9099</p>	 <p>Aluminium 70 x 70mm 5 9075</p>	
 <p><b>WATER</b></p> <p>SAFE FOR: Wood, paper and textiles</p> <p>NOT FOR: Flammable liquid fires Live electrical equipment Flammable METAL fires</p> <p>Brass 200 x 150mm 59484</p>	 <p><b>WATER</b></p> <p>SAFE FOR: Wood, paper and textiles</p> <p>NOT FOR: Flammable liquid fires Live electrical equipment Flammable METAL fires</p> <p>Aluminium 200 x 150mm 59485</p>	 <p><b>FOAM SPRAY</b></p> <p>SAFE FOR: Wood, paper and textiles</p> <p>SAFE FOR: Flammable liquids</p> <p>NOT FOR: Live electrical equipment Flammable METAL fires</p> <p>Brass 200 x 150mm 59488</p>	 <p><b>FOAM SPRAY</b></p> <p>SAFE FOR: Wood, paper and textiles</p> <p>SAFE FOR: Flammable liquids</p> <p>NOT FOR: Live electrical equipment Flammable METAL fires</p> <p>Aluminium 200 x 150mm 59489</p>	 <p><b>CARBON DIOXIDE</b></p> <p>SAFE FOR: Flammable liquids</p> <p>SAFE FOR: Live electrical equipment</p> <p>NOT FOR: Wood, paper and textiles Do not operate within confined space</p> <p>Brass 200 x 150mm 59486</p>	 <p><b>CARBON DIOXIDE</b></p> <p>SAFE FOR: Flammable liquids</p> <p>SAFE FOR: Live electrical equipment</p> <p>NOT FOR: Wood, paper and textiles Do not operate within confined space</p> <p>Aluminium 200 x 150mm 59487</p>	 <p><b>ABC POWDER</b></p> <p>SAFE FOR: Wood, paper and textiles</p> <p>SAFE FOR: Flammable liquids</p> <p>SAFE FOR: Live electrical equipment</p> <p>SAFE FOR: Flammable METAL fires</p> <p>Brass 200 x 150mm 59490</p>	 <p><b>ABC POWDER</b></p> <p>SAFE FOR: Wood, paper and textiles</p> <p>SAFE FOR: Flammable liquids</p> <p>SAFE FOR: Live electrical equipment</p> <p>SAFE FOR: Flammable METAL fires</p> <p>Aluminium 200 x 150mm 59491</p>

## Emergency Escape Signs

 <p>Brass 300 x 100mm 5 9516</p>	 <p>Aluminium 300 x 100mm 5 5922</p>	 <p>Brass 300 x 100mm 5 9517</p>	 <p>Aluminium 300 x 100mm 5 5923</p>	 <p>Brass 300 x 100mm 5 9520</p>	 <p>Aluminium 300 x 100mm 5 5926</p>
 <p>Brass 300 x 100mm 5 9518</p>	 <p>Aluminium 300 x 100mm 5 5924</p>	 <p>Brass 300 x 100mm 5 9519</p>	 <p>Aluminium 300 x 100mm 5 5925</p>	 <p>Brass 200 x 100mm 5 9521</p>	 <p>Aluminium 200 x 100mm 5 9527</p>

## Information Signs

 <p>Brass 140 x 140mm 5 9048</p>	 <p>Aluminium 140 x 140mm 5 9049</p>	 <p>Brass 140 x 140mm 5 9052</p>	 <p>Aluminium 140 x 140mm 5 9053</p>	 <p>Brass 100 x 100mm 5 9054</p>	 <p>Aluminium 100 x 100mm 5 9055</p>
---	---	---	--	---	---



## Recycling Signs



An extensive range of recycling signage to ensure your workplace identifies bins and areas dedicated to your recycling programme. All signs are WRAP compliant (Waste & Resources Action Programme).

The aim of the WRAP programme is to help businesses, local authorities, community groups and individuals recycle and reuse more, and to reduce food waste. If you can't find the sign you need for your businesses' recycling programme let us know and we are happy to quote for custom designs.



1 6673 <sup>H</sup><sub>Q</sub>  
2 6673 <sup>H</sup>



1 6674 <sup>H</sup><sub>Q</sub>  
2 6674 <sup>H</sup>



1 6675 <sup>H</sup><sub>Q</sub>  
2 6675 <sup>H</sup>



1 6676 <sup>H</sup><sub>Q</sub>  
2 6676 <sup>H</sup>



1 6677 <sup>H</sup><sub>Q</sub>  
2 6677 <sup>H</sup>



1 6646 <sup>M</sup>  
2 6646 <sup>G</sup>



1 6651 <sup>M</sup>  
2 6651 <sup>G</sup>



1 6634 <sup>M</sup>  
2 6634 <sup>G</sup>



1 6631 <sup>M</sup>  
2 6631 <sup>G</sup>



1 6647 <sup>M</sup>  
2 6647 <sup>G</sup>



1 6652 <sup>M</sup>  
2 6652 <sup>G</sup>



1 6635 <sup>M</sup>  
2 6635 <sup>G</sup>



1 6632 <sup>M</sup>  
2 6632 <sup>G</sup>



1 6649 <sup>M</sup>  
2 6649 <sup>G</sup>



1 6653 <sup>M</sup>  
2 6653 <sup>G</sup>



1 6636 <sup>M</sup>  
2 6636 <sup>G</sup>



1 6661 <sup>M</sup>  
2 6661 <sup>G</sup>



1 6650 <sup>M</sup>  
2 6650 <sup>G</sup>



1 6654 <sup>M</sup>  
2 6654 <sup>G</sup>



1 6659 <sup>M</sup>  
2 6659 <sup>G</sup>



1 6664 <sup>M</sup>  
2 6664 <sup>G</sup>



1 6645 <sup>M</sup>  
2 6645 <sup>G</sup>



1 6660 <sup>M</sup>  
2 6660 <sup>G</sup>



1 6658 <sup>M</sup>  
2 6658 <sup>G</sup>



1 6662 <sup>M</sup>  
2 6662 <sup>G</sup>



1 6639 <sup>M</sup>  
2 6639 <sup>G</sup>



1 6644 <sup>M</sup>  
2 6644 <sup>G</sup>



1 6657 <sup>M</sup>  
2 6657 <sup>G</sup>



1 6663 <sup>M</sup>  
2 6663 <sup>G</sup>



1 6637 <sup>M</sup>  
2 6637 <sup>G</sup>



1 6638 <sup>M</sup>  
2 6638 <sup>G</sup>



1 6641 <sup>M</sup>  
2 6641 <sup>G</sup>



1 6640 <sup>M</sup>  
2 6640 <sup>G</sup>

### Bespoke Recycling Signs

We can create custom signs for site specific recycling programmes. These boards can include company logos, images, text and be designed to advise of a wide range of recyclable materials accepted on your site. Please supply artwork or provide details of your required design and ask us for a quote. We are able to manufacture on a wide range of materials and sizes to suit your preference and budget.



1 6611 <sup>M</sup>



## Recycling



1 6617 (H)  
2 6617 (H) (A)



1 6618 (H)  
2 6618 (H) (A)



1 6623 (H)  
2 6623 (H) (A)



1 6619 (H)  
2 6619 (H) (A)



**Self Adhesive Tabs**  
Ideal for quick, easy installation in indoor environments.

5 8724



1 6624 (H)  
2 6624 (H) (A)




1 6625 (H)  
2 6625 (H) (A)



1 3629 (A)  
2 3629 (A)



## Energy Saving



2 6036 (A)  
8 6036 (A)



1 6620 (A)  
2 6620 (A)  
8 6620 (A)



1 6628 (A)  
2 6628 (A)



1 6621 (A)  
2 6621 (A)  
8 6621 (A)



1 6629 (A)  
2 6629 (A)



1 6622 (A)  
2 6622 (A)

### Bespoke

Create your own recycling sign.

Code	Description
5 9450	A4 Rigid Plastic
5 9451	A4 Self Adhesive

Supply text / artwork when ordering.



Recycling just one plastic bottle saves enough energy to power a CFL bulb for 30 hours



Help our business to help the environment  
EXAMPLE - YOUR LOGO - YOUR DETAILS

## Waste



1 6601 (K) (Q)



1 6602 (K) (Q)



1 6610 (K) (Q)



1 6604 (K) (Q)



1 6606 (K) (Q)



1 6607 (K) (Q)



1 6608 (K) (Q)



1 6609 (K) (Q)



1 6605 (K) (Q)

## Aluminium Roll Top

These highly durable roll top signs are designed to neatly hook over scaffolding and railings. For a bespoke roll top sign please call our office and quote 5 6386 for assistance.



Aluminium  
600 x 400mm  
5 6601



Aluminium  
600 x 400mm  
5 6602



Aluminium  
600 x 400mm  
5 6666



Aluminium  
600 x 400mm  
5 6604



Aluminium  
600 x 400mm  
5 6386

Material Codes				Landscape Sizes		Portrait Sizes	
1 Rigid Plastic	3 Photolum Rigid Plastic	5 Miscellaneous	7 Polycarbonate	G 300 x 100mm	M 600 x 200mm	A 75 x 100mm	Q 450 x 600mm
2 Self Adhesive Vinyl	4 Photolum Self Adhesive	6 Aluminium	8 Quick Fix	K 400 x 300mm	Q 600 x 450mm	H 250 x 300mm	





## Spill Station Signs



Regulation 13 of the Control Of Substances Hazardous to Health Regulations 2002 places a duty on employers to provide for appropriate emergency response including immediate remedial action. EN ISO 14001 requires organisations to "establish and maintain procedures to identify potential for and respond to accidents and emergency situations, and for preventing and mitigating the environmental impact that may be associated with them" (Clause 4.4.7).

Our range of signs inform how to effectively respond to any oil, chemical or general fluid spill on site, land and water, inline with EU guidelines and legislation to assist with ISO 14001 compliance.

**✓ Spill kit station**

**1 Protect**

a. Evacuate non-essential personnel  
b. Assess the spill and identify the liquid  
c. Choose the appropriate protective clothing and safety equipment to respond safely

**2 Confine**

a. Confine the liquid with absorbent booms or socks  
b. Overlap the ends of the socks by several inches to prevent any liquid from breaking through

**3 Clean up**

a. Clean up the spill with pillows, mats or loose absorbents  
b. Place the absorbents starting from the outside of the spill working inward

**4 Dispose**

a. Place saturated absorbents in the provided yellow temporary disposal bags and close with plastic ties  
b. Dispose of properly

1 6000 **W**

**✓ Spill kit station**

1 6048 **H**  
2 6048 **H**

**CAUTION  
HAZARDOUS AREA**

Non-adhesive Polythene  
75mm x 250m  
5 8624

**✓ Emergency spill response equipment**

1 6049 **H**  
2 6049 **H**

**Non-adhesive Polythene**  
70mm x 500m  
5 8621

**Drain isolation kit**

Use this kit to prevent spills entering the local drains

1 6046 **H**  
2 6046 **H**

**DANGER  
DO NOT ENTER**

Non-adhesive Polythene  
75mm x 250m  
5 8634

**✓ Emergency spill kit**

1 6030 **H**  
2 6030 **H**  
8 6030 **H**

**Spill kit located at:**

1 6032 **H**  
2 6032 **H**

Adapt-a-Sign  
150 x 200mm  
5 6091

**✓ Emergency Chemical spill kit**

1 6033 **H**  
2 6033 **H**

**✓ Emergency Oil spill kit**

1 6031 **H**  
2 6031 **H**

**In the event of an emergency spill, you should:**

1 6045 **E H**  
2 6045 **E H**

**Spill Protective Equipment**

This equipment only to be used in the event of a spill emergency. Take the equipment with you to the spill muster point. Raise the alarm and then follow the spill response instructions given to you by the incident controller.

1 6044 **H**  
2 6044 **H**

**Spill Kit**

**Aggressive fluids (Hazchem)**

- Best for use on aggressive fluids (acids and alkalis)
- Can be used on non-aggressive fluids
- Can be used on hydrocarbons (oil and fuels) on land
- Do not use on hydrocarbons (oil and fuels) on water
- Wear approved personal protective equipment

1 6040 **H**  
2 6040 **H**

**Spill Kit**

**Non-aggressive fluids**

- Best for use on non-aggressive fluids
- Can be used on hydrocarbons (oil and fuels) on land
- Do not use on aggressive fluids (acids and alkalis)
- Do not use on hydrocarbons (oil and fuels) on water
- Wear approved personal protective equipment

1 6041 **H**  
2 6041 **H**

**Spill Kit**

**Oil only**

- Best for use on hydrocarbons (oil and fuels) on water
- Can be used on oil spills on land
- Do not use on aqueous (water based) fluids
- Do not use on aggressive fluids (acid and alkalis)
- Wear approved personal protective equipment

1 6042 **H**  
2 6042 **H**

**Spill Kit**

**For Emergency Spill Team Only**

- For emergency spill only
- Not for general use
- In event of emergency spill to raise the alarm contact

1 6043 **H**  
2 6043 **H**

**Permit to Work**

Ensure that only competent employees work with Hazardous Substances.

5 8174

See page 86 for more information

## EasiFIX Projecting Sign

Identify important locations from several view points with our projecting signs. The fixings are concealed for a neat finish and they come supplied ready to install with a drilling guide.

Rigid Plastic  
Face: 150 x 200mm

**✓ Spill Station**

5 6092

**Safety data sheets**

5 4300

**Battery charging area**

5 4301

**✓ Spill Station**

## Lightweight Free-Standing Signs

Perfect for identifying areas contaminated by a spill. Use with a 10m chain post kit on page 79 for an effective containment solution. For all free-standing signs see page 34.



300 x 600mm Fluted Polypropylene

Up to 10 words on both sides

**Caution Hazardous spill**

**Caution Area closed for cleaning**

**Your Message**

5 8533 5 8534 5 8526

## Free-Standing Signs

Provide a clear and appropriate warning of risks with our yellow 300 x 575mm polypropylene self standing signs.

Up to 10 words on both sides

**Caution Cleaning in progress**

**Caution Hazardous area**

**Your own message here**

5 8516 5 8545 5 8524



## Identification Letters & Numbers

A range of self adhesive letters and numbers for the identification of storage locations, bin numbers, aisle numbers, plant and equipment or many other applications. Each letter or number is available in Black on White or Black on Yellow.

\* To order, state the individual letter or number you require and your choice of colour (black on white or black on yellow). E.g. 5 9670 / K / Black & Yellow



Label Size	A-Z (26 pack)	Singular Letter (10 pack) *	0 - 9 (10 pack)	Singular Number (10 pack) *
45 x 130mm	5 9840	5 9670	5 9846	5 9676
38 x 90mm	5 9841	5 9671	5 9847	5 9677
21 x 56mm	5 9842	5 9672	5 9848	5 9678
14 x 19mm	5 9843	5 9673	5 9849	5 9679



### Label Holders

Multi-purpose label holder, supplied with white card inserts and clear plastic cover strips (Packs of 100).

#### Magnetic

Size	Code
80 x 30mm	5 9874
80 x 50mm	5 9875

#### Self Adhesive

Size	Code
80 x 30mm	5 9871
80 x 50mm	5 9872



### Document Pockets

Industrial pockets for keeping documents clean and easily accessible, ideal for control of fast moving stock. (Packs of 10)

#### Magnetic

Size	Code
A4 Landscape (297 x 210mm)	5 9884
A4 Portrait (210 x 297mm)	5 9885

#### Self Adhesive

Size	Code
A4 Landscape (297 x 210mm)	5 9880
A4 Portrait (210 x 297mm)	5 9881

## Magnetic Easy-Wipe Write-On Rolls

Suitable for both racking and shelving, can be easily cut to size and written on with a dry wipe marker pen. Cost effective, write-on, wipe off labelling.

Colour	Size	Code
White	20mm x 10m	5 9890
White	30mm x 10m	5 9892
White	50mm x 10m	5 9894
White	70mm x 10m	5 9896

\*Other colours available upon request.



## Equipment Tagging and Checklist System

Equipment tagging and inspection system designed to improve workplace safety. Perfect for ensuring warehouse equipment is always 'Good to Go'. Simply attach tag to equipment and use the corresponding check book to carry out an inspection, inserting the completed checklist inside the tag. A duplicate carbon copy of the completed checklist is provided for your management records. A tamper evident seal can be used to deter unauthorised access. Provides a clear visual confirmation of equipment status. A weekly kit provides everything required for 50 inspections, the daily kit for 275 inspections.

#### Components

Status Tag	5 1301	Wallet & Pen	5 1308	Tamper Evident Seals	5 1307
Dispenser	5 8099	Information Station	5 1335	Weather Resistant Holder	5 8109

Equipment Type	Check Book (25 Checks)	Weekly Kit (50 Checks)	Daily Kit (275 Checks)	A2 Poster
Forklift	5 1302	5 1309	5 1313	5 1360
Ladder	5 1304	5 1311	5 1315	5 1361
Pallet Truck	5 1336	5 1337	5 1338	5 1364
Racking	5 1305	5 1312	5 1316	5 1362
Podium Steps	5 1330	5 1331	5 1332	
Forklift Work Platform	5 1348	5 1349	5 1350	
Overhead Crane	5 1351	5 1352	5 1353	
Fleet Vehicles	5 1306	5 1328	5 1329	
Trailers	5 1339	5 1340	5 1341	
Bespoke	5 1317	5 1333	5 1334	
MEWP	5 1322	5 1323	5 1324	5 1366
Loader Crane	5 1354	5 1355	5 1356	5 1367

Full range  
available on  
pages 125  
- 127

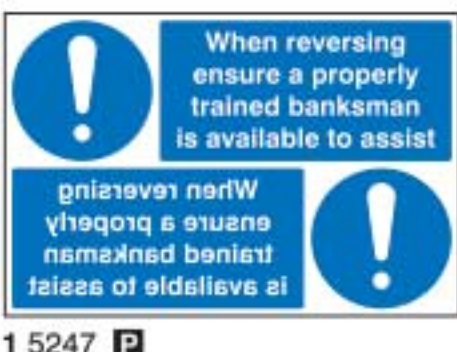




## Warehouse Safety

### Reflector Signs

The bottom half of these signs are designed to be read in vehicles' mirrors. Ensuring drivers are aware of procedures and that safety is maintained.



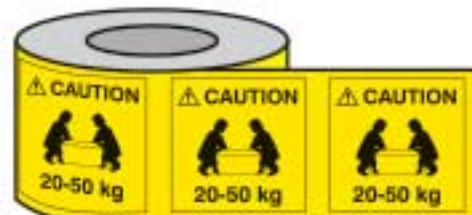
### Warehouse Labels

• Self Adhesive Vinyl • 75 x 100mm • Roll of 250



### Lifting Labels

Required by the Manual Handling Operations Regulations 1992 (as amended 2002), labels should be installed on to heavy packages and other items to indicate a manual handling risk.



Self Adhesive Vinyl  
50 x 50mm - Roll of 500  
5 4030

### Reflective Tapes

• Self Adhesive

High visibility, retro-reflective marking tape. Resistant to corrosion, weather and most solvents. Shines brightly in the dark when light is directed at it.



Size	Colour	Code
50mm x 25m	Red & White	5 8643
50mm x 25m	Black & Yellow	5 8646

### Floor Marking Tapes

• 50mm x 33m • Self Adhesive

Ideal for use in factories, warehouses, hospitals and hotels. Sub surface printed and over laminated in hard wearing, anti-slip polycarbonate film. We advise the use of primer, edge sealer and floor cleaning fluids for improved adhesion (see page 74).



### Business Starter Kit



If you are starting up a business or moving premises, you can save 10% with this handy kit, containing some of our most popular signs and must-have products, including the mandatory Health & Safety Law Poster.

Health & Safety Law Poster & Accident Report Book

Fire Log Book & 6 x Fire door keep shut Labels

First Aid (Rigid PVC 250 x 300mm)

No Smoking (Rigid PVC 300 x 100mm)

Fire Extinguisher (Rigid PVC 300 x 100mm)

Fire Action Notice (Rigid PVC 250 x 300mm)

Fire Exit Up (Rigid PVC 450 x 150mm)

5 1071

### Magnetic Racking Signs

Magnetic PVC signs allow quick and easy application to racking beams to advise of temporary safety issues and/or weight restrictions.



1000 x 75mm  
5 8888



1000 x 75mm  
5 8889



1000 x 75mm  
5 8901

<p>Max load capacity</p> <p><b>500kg</b></p> <p>UDL per shelf</p> <p>100 x 75mm</p> <p>5 8902</p>	<p>Max load capacity</p> <p><b>1000kg</b></p> <p>UDL per shelf</p> <p>100 x 75mm</p> <p>5 8903</p>	<p>Max load capacity</p> <p><b>1200kg</b></p> <p>UDL per shelf</p> <p>100 x 75mm</p> <p>5 8904</p>	<p>Max load capacity</p> <p><b>2000kg</b></p> <p>UDL per shelf</p> <p>100 x 75mm</p> <p>5 8905</p>	<p>Max load capacity</p> <p><b>kg</b></p> <p>UDL per shelf</p> <p>100 x 75mm</p> <p>5 8907</p>	<p><b>DO NOT CLIMB ON RACKING</b></p> <p>100 x 75mm</p> <p>5 8908</p>
---	--	--	--	--	---



## Domed Mirrors

Ideal for shops and warehouse premises. Quarter and Half Dome are supplied with wall fixings. Full Dome includes chain kit for hanging from ceiling.



5 9241



5 9240



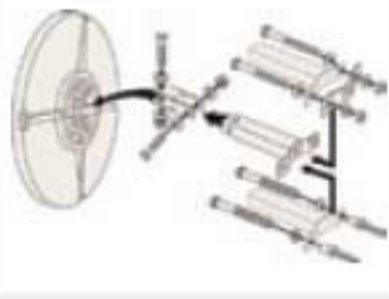
5 9217



Description	Size	Viewing Distance	Direction	Code
Quarter Dome	410mm	4 metres	2 way 90°	5 9217
Half Dome	600mm	6 metres	3 way 180°	5 9240
Full Dome	600mm	6 metres	4 way 360°	5 9241

## Convex Mirrors

A range of convex mirrors supplied with a three year guarantee. Light and virtually unbreakable. Supplied with fixings.



Convex mirrors are supplied complete with fully adjustable bolts & bracket kit for either wall mounting or for posts (34 - 90mm diameter). The kit is robust and tested to withstand winds of up to 183 km/h. Easy to install, allows precise adjustment for optimal positioning.



### Multi-Purpose

For use in warehouses, factories, high-risk collision situations, stock surveillance, work station safety and direct observation of hidden parts of machinery.

- Internal/External Use

Size	Viewing Distance	Code
300mm	3 metres	5 9201
400mm	5 metres	5 9202
500mm	7 metres	5 9203
600mm	11 metres	5 9204
700mm	15 metres	5 9205
800mm	20 metres	5 9206



### Security Surveillance

Recommended for shop security as a deterrent to retail theft and to monitor tills. Effective in monitoring hospital corridors, reception areas, door access control, etc.

- Internal Use

Size	Viewing Distance	Code
300mm	2 metres	5 9207
400mm	4 metres	5 9208
500mm	6 metres	5 9209
600mm	8 metres	5 9210



### Traffic

These mirrors assist road safety and can help eliminate blind spots at corners, concealed entrances / exits, car parks and junctions.

- Internal/External Use

Size	Frame Size	Viewing Distance	Code
600 x 400mm	680 x 500mm	9 metres	5 9213
800 x 600mm	950 x 750mm	20 metres	5 9214
1000 x 800mm	1150 x 950mm	30 metres	5 9215

## Security Eyes

Research indicates that the feeling of being watched can influence the behaviour of people, leading to reduction in crime. Use alongside our standard signs to reinforce security and safety messages.



1 1751 DGJMX



1 1752 DGJMX

## Mirror Messages

- 405 x 485mm
- Self Adhesive Backing

A practical and innovative way to portray safety messages. These acrylic mirrors provide useful reminders.



5 9218



5 9236



5 9238



5 9239



Material Codes				Landscape			
1 Rigid Plastic	3 Photolum Rigid Plastic	5 Miscellaneous	7 Polycarbonate	D 150 x 100mm	J 400 x 200mm	P 600 x 400mm	
2 Self Adhesive Vinyl	4 Photolum Self Adhesive	6 Aluminium	8 Quick Fix	G 300 x 100mm	M 600 x 200mm	X 200 x 100mm	Custom sizes



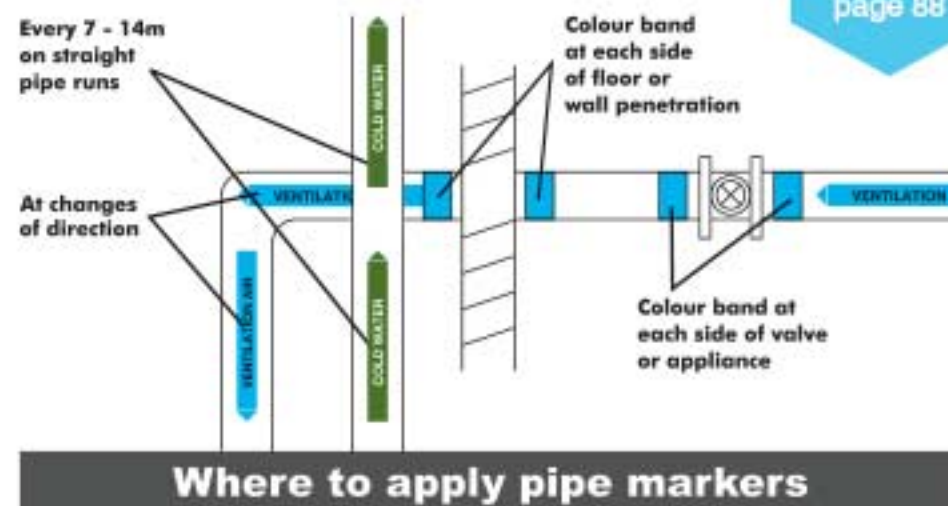


## Pipelines

### Pipeline Identification

Basic colour bands for the identification of pipe contents are supplied in strips of high quality self adhesive vinyl measuring 150 x 980mm.

Colour	95mm Dia.	BS4800	Code
Green	Water	12 D 45	5 9989
Silver - Grey	Steam	10 A 03	5 9990
Brown	Oils	06 C 39	5 9991
Beige	Gases	08 C 35	5 9992
Violet	Acids & Alkalis	22 C 37	5 9993
Light Blue	Air	20 E 51	5 9994
Black	Other Liquids	00 E 53	5 9995
Orange	Electrical & Ventilation	06 E 51	5 9996
Red	Fire Fighting	04 E 53	5 9997
Yellow	Warning	08 E 51	5 9998
Dark Blue	Fresh Water potable or non potable	18 E 53	5 9999


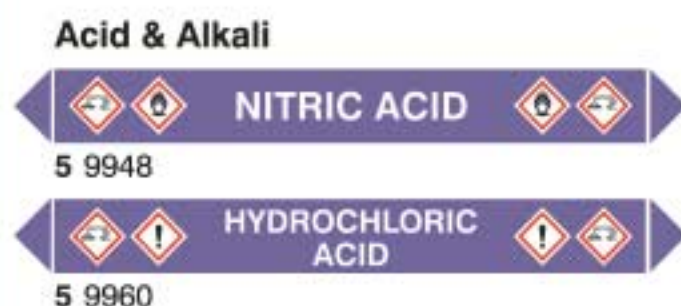
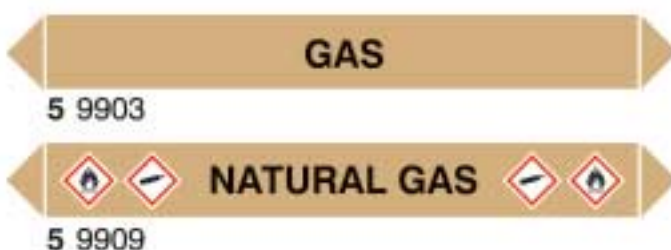
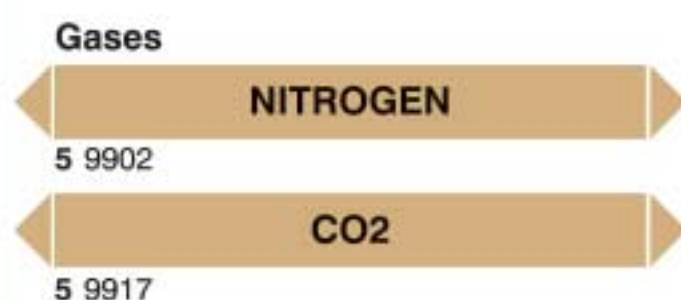


Pipeline ID posters on page 88

### Pipeline Flow Markers

• 300 x 40mm • Self Adhesive Vinyl • Pack of 5

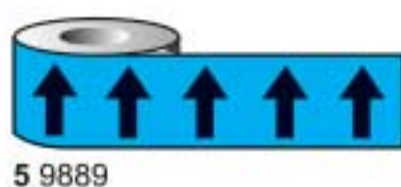
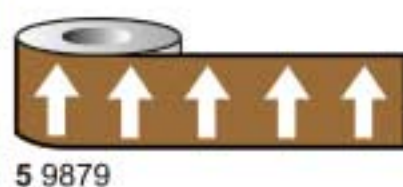
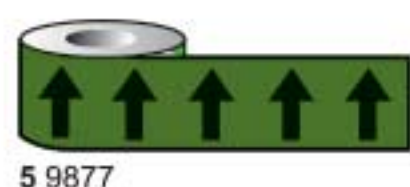
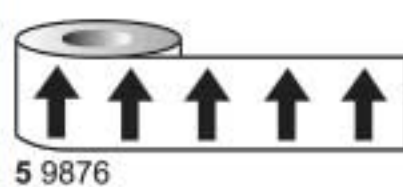
Pipeline identification markers are manufactured from high quality self adhesive vinyl. Each marker has a twin flow direction system so you can simply remove the direction which is not required. **Below are our best selling flow markers - Additional markers are available upon request.**



### Directional Flow

• 50mm x 33m • Self Adhesive Tape

Self adhesive marking tape with directional arrows indicating direction of flow in a pipe. Additional colours available on request.





# Lockout Tagout

The term lockout tagout (LOTO) refers to a safety procedure that ensures that dangerous machines and energy sources are properly shut off and not unexpectedly/accidentally started up before the completion of maintenance or servicing work. These energy sources could include electrical, mechanical, hydraulic, pneumatic, chemical, radiation, and thermal hazards. The point of a LOTO procedure is to identify and isolate a hazard that may cause injury if it were to start up or release stored energy during the maintenance of machines and equipment.

## Hasps

For use by multiple workers who wish to isolate the same equipment with their own personal padlock. Steel hasp with 6 padlock holes on red handle. 6mm shackle diameter.

Size	Code
25mm Clearance	5 3313
38mm Clearance	5 3314



## Padlocks

Thermoplastic padlocks with steel shackle (6.3mm dia and 38mm vertical clearance). Temperature resistant, chemical resistant, UV stable and corrosion resistant. Each padlock supplied with unique key for maximum security.

Colour	Code	Colour	Code
Red	5 3315	Blue	5 3319
Orange	5 3316	Purple	5 3320
Yellow	5 3317	Teal	5 3321
Green	5 3318	Black	5 3322

For keyed alike version please call for a quote.



## Rotating Gate Valve Cover

Tough, lightweight, dielectric thermoplastic bodies withstand chemicals and perform effectively in temperatures (-47°C to 177°C]. Surrounds the valve operating handle to protect against accidental valve operation. Unique design allows rotation for easier installation in confined space applications. Centre knockout can be removed for rising stem gate valves. Each size rotates into itself and nests within the next larger size to save space in storage. Multiple workers can apply their personal safety locks. Complete with high visibility permanent safety labels (English, French & Spanish) that can be written-on to identify the responsible person, then erased for the next job.

Fits Valve Diameter	Padlock Holes	External Diameter	Code
25 - 76mm	2	106mm	5 3336
50 - 127mm	3	155mm	5 3337
101 - 165mm	4	200mm	5 3338
152 - 254mm	4	285mm	5 3339
203 - 330mm	4	388mm	5 3340



## Breaker Lockout

This miniature circuit breaker (MCB) lockout device is universal for many makes and models. It requires no tools to fit it on to the MCB. Locks out virtually all ISO/DIN circuit breakers throughout the world.

Dimensions: 52.65 x 17.70 x 29.99mm  
Body material: PBT with brass thread insert  
Cover: PBT & thermoplastic  
Screw: Stainless Steel  
Operating Temperature: -40°C to 70°C  
Corrosion Resistance: ASTM F883 Grade 6

5 3312



## Cable Lock Out

Thermoplastic body with flexible insulated 4mm diameter, vinyl coated, 1.8m steel cable. If the cable is too slack it can be tightened without the need to remove the padlocks. During maintenance and repair activities up to four padlocks can be applied. Only when all workers have completed their work and removed their personal padlock can the cable lockout be removed and valve operation (or circuit breaker switching) be resumed.

5 3303



## Electrical Plug Lock Out

Small version is suitable for UK standard 3 Pin, 13amp plugs. Large version is suitable for 240 and 550 volt plugs.

Size	Dimensions	Code
Small	100 x 100 x 100mm	5 3304
Large	190 x 130 x 90mm	5 3305





## Double Sided Lockout Tags

• 80 x 150mm • Matt PVC • Pack of 10 • Supplied with 150mm Cable ties



Fine Line Marker Pen



## Lockout Signs and Labels



## Free Standing Lockout Signs

Free standing signs are perfect to advise personnel of any short term lockout procedures being undertaken.



## EasiFIX Projecting Sign



Ensure lockout stations are easily identified. Visible from a number of angles. Supplied with guide for easy installation. Fixings concealed for neat finish.

Rigid Plastic Face: 150 x 200mm 5 3330



# Lockout Tagout Stations & Kits



Lockout stations ensure that padlocks, tags and hasps are readily available from a dedicated location. Manufactured from extra tough polycarbonate in a one-piece moulded construction - eliminating the risk of loose parts. Lockable translucent cover protects contents from dust and grime and ensures the LOTO equipment is there when you need it. Reinforced snap-on clips provide easy padlock and hasp storage and removal. All stations can be wall mounted (fixings not included).

## 4 Lockout Station

Dimensions (H x W x D): 311 x 406 x 44mm

- 4 x Red Lockout Padlocks (Keyed Different) - 5 3315
- 2 x Lockout Hasps (25mm Clearance) - 5 3313
- 12 x Double Sided Lockout Tags (Do not operate)



5 3333

## 10 Lockout Station

Dimensions (H x W x D): 393 x 558 x 44mm

- 10 x Red Lockout Padlocks (Keyed Different) - 5 3315
- 4 x Lockout Hasps (25mm Clearance) - 5 3313
- 24 x Double Sided Lockout Tags (Do not operate)



5 3334

## Portable Lockout Kit

Toolbox Safety Lockout Kit, includes devices for locking off valves and electrical isolators:

- 6 x Red Lockout Padlocks (Keyed Different) - 5 3315
- 2 x Lockout Hasps (25mm Clearance) - 5 3313
- 3 x Adjustable Cable Lockout - 53303
- 1 x Gate Valve Lockout (25-76mm Dia) - 53336
- 1 x Gate Valve Lockout (50-127mm Dia) - 53337
- 1 x Gate Valve Lockout (101-165mm Dia) - 53338
- 1 x Ball Valve Lockout
- 6 x MCB Lockout (Standard width)
- 2 x MCB Lockout (Wide pins)



5 3331

## 20 Lockout Station

Dimensions (H x W x D): 558 x 558 x 44mm

- 20 x Red Lockout Padlocks (Keyed Different) - 5 3315
- 2 x Lockout Hasps (25mm Clearance) - 5 3313
- 48 x Double Sided Lockout Tags (Do not operate)



5 3335

## Electrical Warning Signs and Labels

Full range of signs and labels on pages 30 - 31



## Portable Lockout Box

Mild steel with red polyester powder coating. Includes key drop facility on lid.

- 12 Padlock Locators (Padlocks not included) Up to 8mm Shackle dia.

152 x 230 x 95mm  
Weight: 1.85kg



5 3332

Material Codes					Landscape Sizes		Portrait Sizes	
1 Rigid Plastic	2 Self Adhesive Vinyl	5 Miscellaneous	6 Aluminium	8 Quick Fix	A 100 x 75mm	Q 600 x 450mm	D 100 x 150mm	E 150 x 200mm





## Floor Graphics

### Circular • 400mm Diameter

Ideal for use in factories, warehouses, hospitals and hotels. Sub surface printed and over laminated in hard wearing anti-slip polycarbonate film. We recommend the use of primer, edge sealer and floor cleaning fluids for improved adhesion.



### Custom Floor Graphics

A great solution to identify warehouse aisle / bay letters and numbers or to highlight potential dangers.



Supply us with your message of choice, logo or photograph and we will print your floor graphic.

## Floor Preparation

A clean surface is vital to the performance and longevity of your floor graphics and tapes. Thorough cleaning and priming of all surfaces, together with edge-sealing to prevent the ingress of moisture and other contaminants, helping to increase the service life of your products.



Edge Sealer  
140ml  
5 9699



Floor Cleaning Fluid  
1 Litre  
5 8827



Floor Primer  
1 Litre  
5 9698

## Anti-Slip Mats • 610 x 150mm

With aggressive pressure sensitive adhesive for bonding to most floor surfaces.



Caution  
5 9634 | Watch your Step  
5 9635



Reflective Strip  
5 9696 | Photoluminescent  
5 9697



Black & Yellow Chevron  
5 9695



# Floor Graphics • 400 x 600mm





## Tapes & Floor Marking

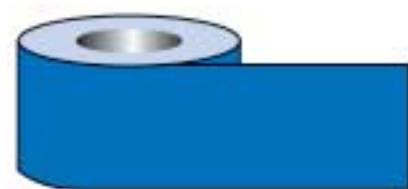
### Floor Marking Tapes

• Self Adhesive • 50mm Wide • 33m Length

Ideal for use in factories, warehouses, hospitals and hotels. Sub surface printed and over laminated in hard wearing, anti-slip polycarbonate film. We advise the use of primer, edge sealer and floor cleaning fluids for improved adhesion (see page 74)



5 8601



5 8604



5 8606



5 8632



5 8630



5 8602



5 8605



5 8603



5 8631

### Anti-Slip Tapes

• Self Adhesive • 50mm Wide • 18m Length

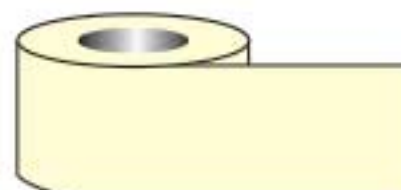
Anti-slip tape provides a solution to problem slippery surfaces and steps. Recommended for internal use in pedestrian traffic routes. It has a near "diamond hard" aggregate and a conformable pressure adhesive giving strong adhesion to most surfaces, such as wood, concrete, steel or checker plate.



5 9623



5 9624



5 9694 Photoluminescent

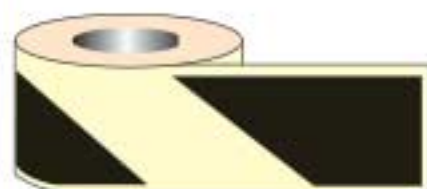


5 9625

### Photoluminescent Tapes

• Self Adhesive • 10m Length

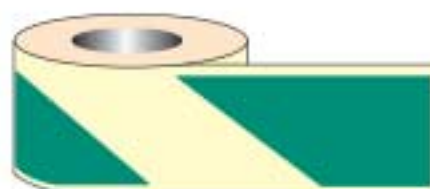
Perfect for highlighting around safety equipment or as part of your way guidance marking.



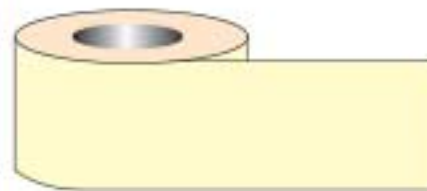
40mm Wide  
5 8644



40mm Wide  
5 8641  
80mm Wide  
5 8642



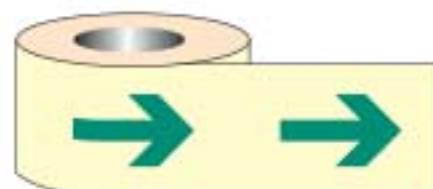
40mm Wide  
5 8647  
80mm Wide  
5 8648



20mm Wide  
5 8658

40mm Wide  
5 8659

80mm Wide  
5 8660



40mm Wide  
5 8656  
80mm Wide  
5 8657



40mm Wide  
5 8653  
80mm Wide  
5 8654



40mm Wide  
5 8650  
80mm Wide  
5 8651

### Deluxe Floor Markers




5 8663  
90mm Dia



5 8664  
125mm Dia



5 8665  
175 x 110mm



Aluminium back provides extra strength and durability in high traffic areas. Anti-slip surface.

Photoluminescent Class D Aluminium with self-adhesive backing.

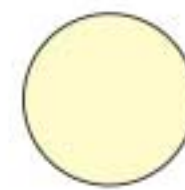
### Floor Markers



75 x 75mm  
Pack of 20  
5 8670



240 x 90mm  
Pack of 20  
5 8672



75mm Diameter  
Pack of 20  
5 8671



Photoluminescent way finding floor markers are an effective method of marking escape routes.

The markers have an anti-slip surface and strong adhesive backing.



## Anti-Slip Stair Nosing


Durable stair nosing offers excellent slip resistance and complies with the DDA / Equality Act. Hard wearing GRP with carbon grit-top surface, effective even in wet and oily conditions. Easily fixed using screws or adhesives and can be cut to size. Available in either hazard yellow or photoluminescent versions.

The photoluminescent version is ideal for stairwells in case of a power failure. Suitable for both internal and external use.

Yellow W 1000 x H 55 x D 55mm 5 9852	Photoluminescent W 1000 x H 30 x D 70mm 5 9853	Tube of Adhesive 290ml 5 9856
--	--	-------------------------------------



## Cable Protector



High grade fire retardant and non-conductive flexible polymer cable protector. No fixings required. Split base membrane allows cables to be pushed inside to leave the cable protector sitting flush to the floor. Gently sloping sides allow smooth passage of trucks and trolleys, whilst yellow warning stripes along each side of the profile ensures maximum visibility and reduced risk of a trip hazard.

Polymer - Easy to Cut  
External: H 15mm x W 83mm x L 9m  
Internal: H 7mm x W 30mm

5 9232

## Economy Cable Cover



Grey rubber cable cover provides an effective solution to trip hazards where cabling is exposed. Smooth easy-clean surface, easily cut to length off the coil. Base can be slit for easy cable insertion. Gently sloping edges allow smooth passage of trucks and trolleys. Ideal for office environments.

Rubber  
External: H 14mm x W 76mm x L 3m  
Internal: H 10mm x W 28mm  
5 9149

## Stencils Laser cut PVC stencils

Use with our spray paints below to clearly mark locations and messages where required.



300 x 400mm  
5 9648



600 x 400mm  
5 9660



600 x 400mm  
5 9662




400 x 300mm  
5 9647



A-Z and 0-9  
(36 piece kit)  
5 9644



A-Z and 0-9  
(36 piece kit)  
5 9645



A-Z and 0-9  
(36 piece kit)  
5 9646



0 - 9 (10 piece kit) 5 9640  
A-Z (26 piece kit) 5 9641



0 - 9 (10 piece kit) 5 9642  
A-Z (26 piece kit) 5 9643

## Paint Applicators



### Hand Held Applicator

Specially designed for comfortable hand use. Ideal for use with stencil sets. Makes marking steps or obstructions easy.  
5 9604

### 4-Wheel Applicator

Minimal assembly is required for this 4 wheel paint applicator which produces rapid marking of up to 25 metres per minute.

The rear wheels are removable to get up close to walls and racking and colours can be changed without cleaning the machine.

50 - 75mm wide lines  
5 9603

## Paint Line Kit

If you require this kit with an alternative coloured paint, please advise your preferred colour of choice.



**Contents**  
2 x 750ml Cans of Yellow Paint  
1 x 4 Wheel Paint Applicator  
1 x Chalk Line  
1 x Chalk Refill  
5 9601

## Spray Paints



### Marking Paint

Fast drying, long lasting, durable and cost effective synthetic resin paint. Easy to use, simply shake the can, insert into an applicator and apply.

Produces markings that are highly visible and are abrasion and chemical resistant. Adheres to most surfaces - concrete, asphalt, tarmac, metal and tiles.

Economical - one 750ml can produces a 50mm wide line approximately 50-90 metres long (dependant on surface). Environmentally friendly and conforms to the latest EU regulations.

5 9607 5 9605 5 9606





## Barriers

### Retractable Barrier Post

Use these stylish retractable barrier posts to manage crowds in shops, hotels or anywhere needing an orderly queueing system. Each 1015mm high post comes complete with 3.4m of retractable 50mm wide webbing stored in the head. Simply pull out and attach to additional posts or wall brackets. Includes a belt lock and slow retract braking system for safety purposes. Available in both polished or black powder coated stainless steel.

1015mm high post with 355mm diameter base providing excellent ballast of 9kg. Other standard webbing and post colours along with printed safety message belts are available upon request.

Belt Colour	Post and Base Colour	
	Polished Stainless Steel	Black
 Red	5 9026	5 9043
 Blue	5 9027	5 9044
 Black	5 9028	5 9045



#### Custom Webbing

For custom webbing options please contact us for a quote and specify your message of choice and the colours you wish to use.



### Sign Frame for Retractable Barrier Post



These steel frames have a top opening and the sign simply slides in making replacement easy. A post top adapter slips over the top of the post for a firm fit.

The frame is supplied with two sheets of clear acrylic for use with A4 paper signs or can hold a 3mm thick A4 sign (not supplied).

Black	Polished Stainless Steel
5 8924	5 8925

### Wall Bracket

This plastic wall bracket is for use with our retractable barrier posts. Secure the clip at the end of the webbing to this wall bracket to create a barrier. The plastic bracket is easily fitted to the wall with screws.

5 9035



### Industrial Retractable Barrier Post

Designed for outdoor use, these retractable posts feature a heavy duty, non-rusting recycled rubber base (480mm dia) and a powder coated stainless steel post (1015mm high) complete with 3.4m of safety chevron webbing (50mm wide) stored in the head. Simply pull out and attach to additional posts or wall brackets. Includes a belt lock and slow retract braking system for safety purposes. Rubber base includes carry handles and post can be removed for ease of handling/storage. Webbing can be supplied with safety messages – please ask for a quote.

1015mm high post with 480mm diameter base providing excellent ballast of 9kg

Belt Colour	Post Colour	Code
 Black & Yellow	 Yellow	5 9046
 Red & White	 Red	5 9047



### Sign Frame on Post

Universal chain post and base with 300 x 250mm sign frame. Supplied complete with your sign of choice.

Please state required message when ordering.



Frame Colour	Post Colour	Code
 White	 Red & White	5 9631
 Yellow	 Black & Yellow	5 9632
 Red	 Red & White	5 9633

### Retractable Wall Mount Barrier

3m x 50mm retractable webbing supplied in a black powder coated steel housing with wall screw fixings and a receiver clip supplied as standard. Perfect for environments where you want a flexible retractable barrier without taking up any floor space.

Longer length belts and printed safety messages are available on request.

Belt Colour	Code
 Red	5 9020
 Black	5 9022
 Red & White	5 8926
 Black & Yellow	5 8927





Chain Posts

Plastic posts and chains offer a lightweight, flexible option for cordoning off areas quickly and easily, making them perfect for temporary hazards such as spillages or for preventing access to areas during cleaning or hazardous work activities. The posts and bases are easily detached for ease of storage.

Universal Chain Post & Base

An ideal, low cost solution for cordoning off areas both internally and temporarily in outdoor environments. Quickly and easily deployed.

We recommend a maximum of two metres of plastic chain between posts.

- Corrosion proof plastic construction
- Four integrated chain eyes in cap allows easy directional changes
- Highly visible post colours

Plastic Base: Concrete infill of 2.9kg 300 x 300 x 300mm  
Post: H 870mm x 40mm Diameter

Colour		Code
	Red & White	5 9039
	Black & Yellow	5 9040



10m Chain Post Kit

This 10 metre post and chain kit provides exceptional value for money. Allowing areas to be cordoned off quickly and easily.

We recommend a maximum of two metres of plastic chain between posts.

Includes:  
6 x Posts and Bases  
10 metres of Chain  
10 x Hooks and Links

Total Weight: 20kg

Colour		Code
	Red & White	5 9036
	Black & Yellow	5 9037



Plastic Chain





10 metres of polyethylene chain with 6mm links  
Can be easily cut to length if required.

Colour		Code
	Red & White	5 9041
	Black & Yellow	5 9042



Chain Links

Nylon links for connecting chains



S-Hook Link	
Colour	Code
	Red 5 9018
	Black 5 9019



Connector Link	
Colour	Code
	Red 5 8929
	Black 5 8930

Heavy Duty Chain Post & Base

A highly stable and extremely effective heavy duty chain post system consisting of a reflective, polypropylene post and recycled PVC base. Suitable for both internal and external use for either temporary or permanent applications.

100mm diameter post includes a retro-reflective red and white finish, providing excellent visibility when light is shone at it. The chain eye on top of the post rotates, guiding the chain to any angle required. Simply thread the chain through the eye and secure to the end posts with a connector link (sold separately). The post twists and locks into the base and easily dismantles for storage.

We recommend a maximum of 2.5 metres of plastic chain between posts.

Post Base:  
Recycled PVC base with carry handles  
70mm high, 570mm diameter  
8.5kg

5 8928

Post:  
Moulded polypropylene with reflective finish  
1000mm height with 100mm diameter  
Includes rotating chain eye  
2.7kg





## Security Signs



If your business uses CCTV, you must inform people that they could be recorded. This is usually done by displaying signs, which must be clearly visible and readable. In order to comply with the Data Protection Act 1998, signs must state the purpose of scheme, and give details of the Data Protection Act Controller (either the person's name or position, or preferably the company's name) together with a contact telephone number or address, if it is not obvious.



1 1700 (H) (K)  
2 1700 (H) (K)  
8 1700 (H)



1 1710 (H) (K)  
2 1710 (H)



1 1711 (H) (K)  
2 1711 (H) (K)



1 1739 (H) (K)  
2 1739 (H)



1 1712 (H) (K)  
2 1712 (H) (K)  
8 1712 (H)



1 1713 (H) (K)  
2 1713 (H)  
8 1713 (H)



1 1721 (H) (K)  
2 1721 (H) (K)  
6 1721 (H) (K)  
8 1721 (H)



1 1740 (H) (K)  
2 1740 (H) (K)



1 1727 (H) (K)



1 1702 (D) (H)  
2 1702 (D) (H)



1 1728 (H) (K)  
2 1728 (H)



1 5444 (E)  
2 5444 (E)



1 1719 (H)  
2 1719 (H)



1 1730 (H) (K)



1 7530 (Q)



1 1731 (H) (K)



1 1736 (H)

### Custom Designs

No matter what you require we can offer bespoke designs to suit your needs.

Call us now for a quote

## Security Eyes

Research indicates that the feeling of being watched can influence the behaviour of people, leading to reduction in crime. Use alongside our standard signs to reinforce security and safety messages.



1 1750 (D) (G) (J) (M) (X)



1 1751 (D) (G) (J) (M) (X)



1 1752 (D) (G) (J) (M) (X)

## Window Labels

• 75 x 100mm • Self Adhesive Face



Window labels have adhesive on the face, allowing them to be applied to the inside of the window and seen from the outside.



5 1702



5 1729



5 1730



5 9790



5 9791



5 9792

## Visitor Management

Ideal for recording and identifying visitors in your premises. Perforated top copy tears off for insertion into badge wallet with a duplicate copy retained for a permanent visitor record. Starter kit includes a synthetic leather padded folder, visitor book with 300 badge inserts and 10 badge wallets with clips.

### Description

Visitor book starter kit  
Visitor book refill (300 badge inserts)  
Badge wallets with clips (pack of 10)


### Code

5 6071  
5 6072  
5 6073






## Security Signs




**Warning**  
Anti climb paint

1 1714 G M  
2 1714 G M  
8 1714 G




**Warning**  
Barbed wire

1 1720 G M  
2 1720 G  
7 1720 G M



**Warning**  
Razor wire

1 1715 G M  
2 1715 G  
7 1715 G



**Warning**  
Fragile roof


1 4261 G M E K P  
2 4261 G M E K P  
8 4261 G E



**Warning**  
Guard dogs on patrol

**Keep out**


1 6215 G M P



**Exit for emergency use only**

**Caution**  
This door is alarmed


1 2065 G L  
2 2065 G L



**Fire exit only**

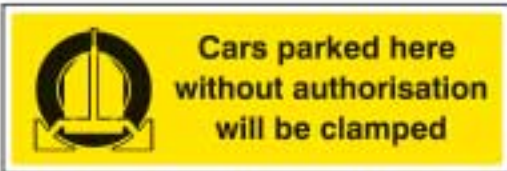
**Caution**  
This door is alarmed

1 2061 G L  
2 2061 G L



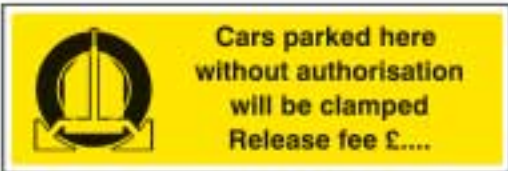
**Warning**  
Electric fence

1 4023 G M  
2 4023 G




**Cars parked here without authorisation will be clamped**

1 7532 M P




**Cars parked here without authorisation will be clamped**  
Release fee £....

1 7533 M P \*State value



**Caution**  
Security alarm will sound if door is opened


1 1738 G  
2 1738 G




**This is private property**

**The entry of unauthorised persons is prohibited**


1 6433 Q



Reflective Aluminium  
600 x 150mm  
5 6498




Reflective Aluminium  
600 x 150mm  
5 6497



**MAX. HEADROOM**


Reflective Aluminium  
1200 x 150mm  
5 6496

\*State headroom required




**Cars parked here without authorisation will be clamped**  
Release fee £50.

1 7539 M P




**This door is alarmed**

1 1706 F U  
2 1706 F U



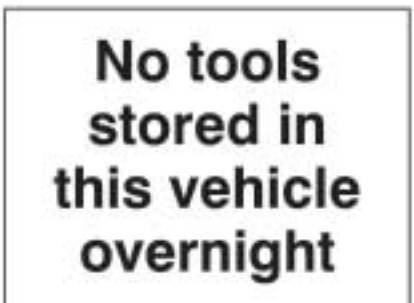
**These doors are alarmed**

1 1707 F U  
2 1707 F U




**Thieves will be prosecuted**

1 1703 K



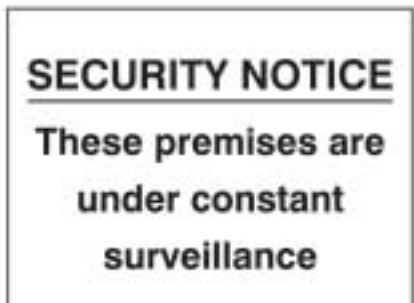
**No tools stored in this vehicle overnight**

2 1723 E




**Notice**  
Private property  
**Keep out**

1 7003 K



**SECURITY NOTICE**  
These premises are under constant surveillance


1 1704 K  
2 1704 K



**No fly tipping**

Fly tipping is an offence under the Environmental Protection Act (1990). Offenders may face up to a £50,000 fine and/or a prison sentence

1 1743 K Q  
6 1743 Q



**STAY SAFE**  
Terrorist Firearms and Weapons Attacks

**RUN** To a place of safety. This is a better option than to surrender or negotiate. If there's nowhere to go, then...

**HIDE** Remember to turn your phone on silent and turn off vibrate. Barricade yourself if you can.

**TELL** The police by calling 999 when it is safe to do so

**TREAT** Assist and treat the injured or vulnerable when it is safe to do so


1 1746 H P  
2 1746 H P



**Stay Safe**

**Suspicious Items**  
Don't touch it, keep a safe distance and report it to a member of staff

1 1744 H P  
2 1744 H P



**STAY SAFE**

**Suspicious Items**

**Do not touch**

Try and identify an item in the immediate vicinity


If you still think it's suspicious, don't touch it and report it to a member of staff

Report it to a member of staff, security or if they are not available, dial 999

Move away to a safe distance


Remember - If you think it's suspicious, SAY SOMETHING

1 1745 H P  
2 1745 H P



**No wireless, electronic or recording devices allowed beyond this point**

1 13671 G M  
2 13671 G M



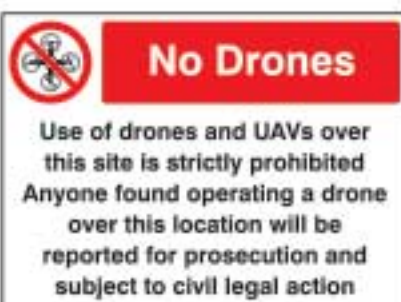
**No electronic devices allowed beyond this point**

1 5475 K  
2 5475 K



**Branded Security Signs**


Add your company logo and/or contact details to any of our safety signs to emphasise your companies dedication to safety and security. Call us now for more details and depending on the quantity we'll be able to provide you with next day delivery!



**No Drones**

Use of drones and UAVs over this site is strictly prohibited. Anyone found operating a drone over this location will be reported for prosecution and subject to civil legal action

1 3649 K Q



**Caution**  
Drones may be operating in this area

1 4067 K Q

## Bird Deterrent Spikes

Bird deterrent spikes are simple but effective, easy to install, preventing birds from perching and nesting. Manufactured from transparent U-V stabilised polycarbonate to blend with any background. Spikes are rounded and so will not harm the birds and are not dangerous to maintenance personnel. Spikes come in 333mm lengths and can be fitted by the use of screws or by the use of all weather double sided tape, this is most suitable for clean smooth surfaces.



**Double Sided Tape**  
33m x 25mm  
5 8105



**Polycarbonate Spikes**  
333mm x 90mm Pack of 3  
5 8107

Material Codes		Landscape Sizes				Portrait Sizes	
1 Rigid Plastic	5 Miscellaneous	D 150 x 100mm	H 300 x 250mm	M 600 x 200mm	U 100 x 100mm	E 150 x 200mm	P 400 x 600mm
2 Self Adhesive Vinyl	6 Aluminium	E 200 x 150mm	J 400 x 200mm	P 600 x 400mm	X 200 x 100mm	H 250 x 300mm	Q 450 x 600mm
3 Photoluminescent Rigid Plastic	7 Polycarbonate	F 200 x 200mm	K 400 x 300mm	Q 600 x 450mm		K 300 x 400mm	
4 Photoluminescent Self Adhesive	8 Quick Fix	G 300 x 100mm	L 450 x 150mm	Custom sizes are available on request - Call us now for a quote			


































## First Aid Signs

Under the Health and Safety (First Aid) Regulations 1981 (as amended 1997) employers have a legal obligation to assess and introduce first aid provisions. Any such provisions should be easy to locate.



Adapt-a-Signs allow details to be updated on a paper insert and ensures information remains up to date. For more information see page 53.

 <p>1 6002 <b>H</b> 2 6002 <b>H</b> 8 6002 <b>H</b></p> <p>Rigid Plastic 210 x 297mm 5 8384</p> <p>Self Adhesive Vinyl 210 x 297mm 5 8385</p>	 <p>1 6004 <b>H</b> 2 6004 <b>H</b> 8 6004 <b>H</b></p> <p>Adapt-a-Sign 215 x 310mm 5 6004</p>	 <p>1 6027 <b>H</b> 2 6027 <b>H</b> 8 6027 <b>H</b></p> <p>Adapt-a-Sign 215 x 310mm 5 6027</p>	 <p>1 6022 <b>H</b> 2 6022 <b>H</b></p> <p>Adapt-a-Sign 215 x 310mm 5 6022</p>		
 <p>1 6023 <b>H</b> 2 6023 <b>H</b></p> <p>Adapt-a-Sign 215 x 310mm 5 6083</p>	 <p>1 6003 <b>H</b> 2 6003 <b>H</b> 8 6003 <b>H</b></p>	 <p>1 6001 <b>H</b> 2 6001 <b>H</b></p>	 <p>1 6028 <b>H</b> 2 6028 <b>H</b></p>	 <p>1 6029 <b>H</b> 2 6029 <b>H</b></p>	 <p>1 6020 <b>H</b> 2 6020 <b>H</b></p>
 <p>1 6053 <b>H</b> 2 6053 <b>H</b></p>	 <p>1 6052 <b>H</b> 2 6052 <b>H</b></p>	 <p>1 6019 <b>H</b> 2 6019 <b>H</b> 8 6019 <b>H</b></p>	 <p>1 6018 <b>H</b> 2 6018 <b>H</b></p>	 <p>1 6038 <b>E K</b> 2 6038 <b>E K</b></p>	 <p>1 6076 <b>K</b> 2 6076 <b>K</b></p>
 <p>1 2147 <b>G L</b> 2 2147 <b>G L</b> 3 2147 <b>L</b></p>	 <p>1 6024 <b>F U</b> 2 6024 <b>F U</b></p>	 <p>1 6026 <b>F U</b> 2 6026 <b>F U</b></p>	 <p>1 6016 <b>F</b> 2 6016 <b>F</b></p>	 <p>1 6025 <b>F</b> 2 6025 <b>F</b></p>	 <p>Self Adhesive Vinyl 50 x 50mm 5 6084</p> <p>Self Adhesive Vinyl 25 x 25mm 5 6085</p>
 <p>1 6014 <b>G M</b> 2 6014 <b>G M</b> 8 6014 <b>G</b></p>	 <p>1 6015 <b>G M</b> 2 6015 <b>G M</b></p>	 <p>1 6012 <b>G M</b> 2 6012 <b>G</b></p>	 <p>1 6013 <b>G M</b> 2 6013 <b>G</b></p>		
 <p>1 6010 <b>G M</b> 2 6010 <b>G M</b></p>	 <p>Fluted Polypropylene 400 x 400mm 5 5727</p>	 <p>Fluted Polypropylene 400 x 400mm 5 5728</p>	 <p>Fluted Polypropylene 400 x 400mm 5 5729</p>	 <p><b>Reflective Armband</b></p> <p>Enable staff and site visitors to quickly identify first aid personnel. Adjustable hook and loop fastening.</p> <p>5 6469</p>	

## Projecting Signs

• Rigid Plastic • Face: 150 x 200mm

Identify locations of emergency equipment, visible from several view points with our EasiFIX projecting signs. Supplied ready to install with drilling guide, EasiFIX signs are designed to conceal the fixings for a neat finish.

 <p>5 6093</p>	 <p>5 6087</p>	 <p>5 6088</p>	 <p>5 6089</p>	 <p>5 6090</p>	 <p>5 6086</p>
---	---	---	--	---	---






## Safe Condition Signs



1 6051 **K**  
2 6051 **K**



1 6035 **K**  
2 6035 **K**



1 6034 **K**  
2 6034 **K**



1 6005 **A E H**  
2 6005 **A E H**  
8 6005 **E**



1 6055 **A E H**  
2 6055 **A E H**  
8 6055 **E**



1 6007 **A E H**  
2 6007 **A E H**  
8 6007 **E**

We can create custom signs using supplied images, text, design and can even include company logos. Contact us for a quote.



6 x Stickers  
65mm Diameter  
5 6094



6 x Stickers  
65mm Diameter  
5 6100



1 6515 **G**  
2 6515 **G**



1 5459 **G M**  
2 5459 **G M**

## Vehicle Window Stickers

Face adhesive signs allow them to be applied to glass and be read from the other side of the window



Face Adhesive Vinyl  
300 x 50mm  
5 6096



Face Adhesive Vinyl  
300 x 50mm  
5 6097




Face Adhesive Vinyl  
100 x 75mm  
5 6037

## Tamper Labels

Easy-break label clearly denotes when first aid box has been opened. Helps ensure first aid box remains fully stocked.



82 x 23mm  
Roll of 50  
5 6300



## Accident Report Book

In line with the Data Protection Act 1998, this A4 book enables the record of an accident/incident relating to any individual to be easily removed from the main book and stored securely in an employee's private records.

50 individual records, all on perforated paper to enable records to be kept confidential.

5 6095



## Emergency Treatment Wall Panels



Rigid Plastic  
450 x 600mm  
5 6080



Rigid Plastic  
450 x 600mm  
5 6081



Rigid Plastic  
450 x 600mm  
5 6082



Our emergency treatment wall panels can be fixed to any surface using a quick release hook and loop system and snatch handle for easy removal. This provides first aiders 'on the spot' treatment advice. Manufactured from rigid plastic.

Material Codes		Landscape Sizes			Portrait Sizes
1 Rigid Plastic	5 Miscellaneous	<b>E</b> 200 x 150mm	<b>H</b> 300 x 250mm	<b>M</b> 600 x 200mm	<b>A</b> 75 x 100mm
2 Self Adhesive Vinyl	6 Aluminium	<b>F</b> 200 x 200mm	<b>K</b> 400 x 300mm	<b>U</b> 100 x 100mm	<b>E</b> 150 x 200mm
3 Photoluminescent Rigid Plastic	7 Polycarbonate	<b>G</b> 300 x 100mm	Custom sizes are available		
4 Photoluminescent Self Adhesive	8 Quick Fix				<b>H</b> 250 x 300mm



# First Aid Posters & Pocket Guides

Ensure staff and visitors are aware of first aid procedures with this informative range of posters and pocket guides. Posters are supplied on an eco-friendly, PVC-free, synthetic paper that supplies excellent scratch, tear and water resistance properties. Double sided pocket guides are encapsulated to ensure durability and are useful reference tools for first aiders to carry with them at all times.



420 x 594mm  
5 5903



420 x 594mm  
5 5907



420 x 594mm  
5 5917



Pocket Guide  
80 x 120mm  
5 5918



420 x 594mm  
5 5900



Pocket Guide  
80 x 120mm  
5 5908



420 x 594mm  
5 5901



Pocket Guide  
80 x 120mm  
5 5909



420 x 594mm  
5 5905



Pocket Guide  
80 x 120mm  
5 5913



420 x 594mm  
5 5902



Pocket Guide  
80 x 120mm  
5 5910



420 x 594mm  
5 5904



Pocket Guide  
80 x 120mm  
5 5912



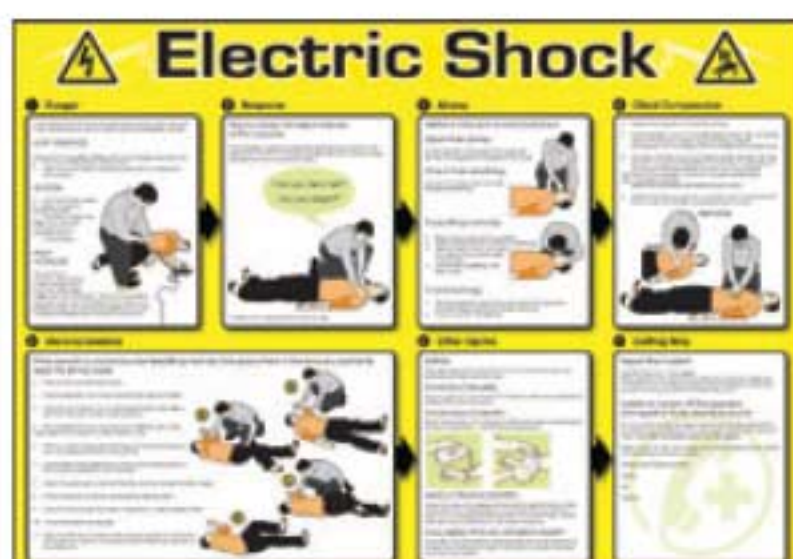
420 x 594mm  
5 5906



Pocket Guide  
80 x 120mm  
5 5914



Posters with a YouTube logo next to them include a QR code, which can be scanned for additional free video content.



594 x 420mm  
5 8999



594 x 420mm  
5 8138

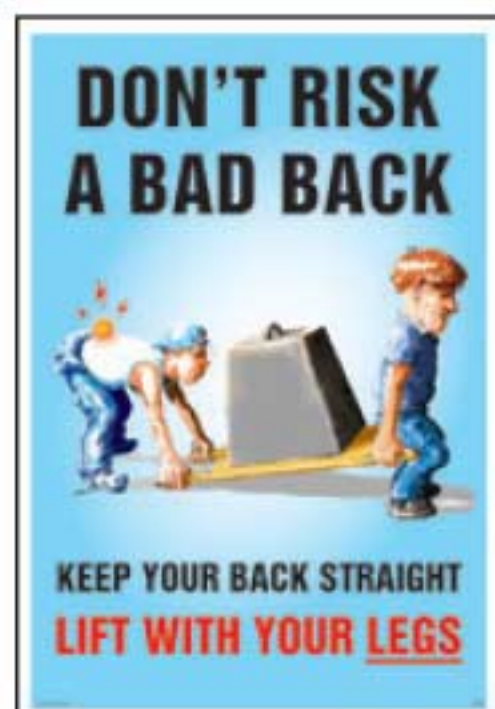


## Safety Posters • 510 x 760mm • Synthetic Paper

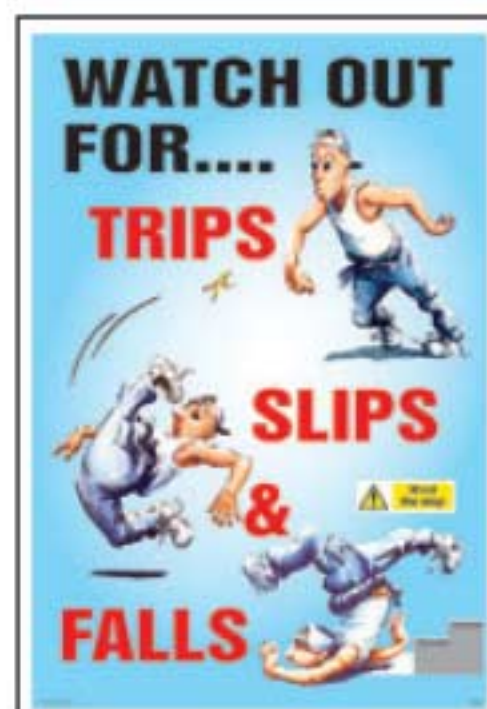
A range of colourful, eye catching safety posters. Produced on tough, durable, wipe-clean synthetic paper. Rolls up for easy storage but won't tear or delaminate. Suitable for both internal and external use. Fits inside our anodised aluminium snap frame with anti-glare poster cover. We can create custom posters using supplied text, images, and logos, contact us now for a quote.



5 8188



5 8181




5 8182




5 8183



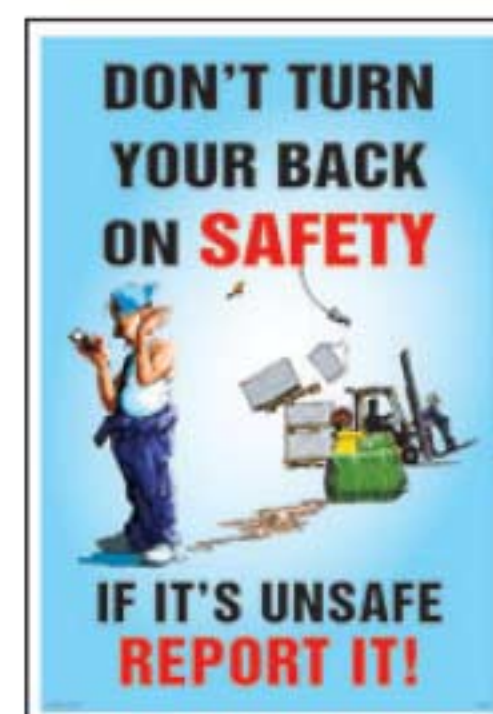
5 8189



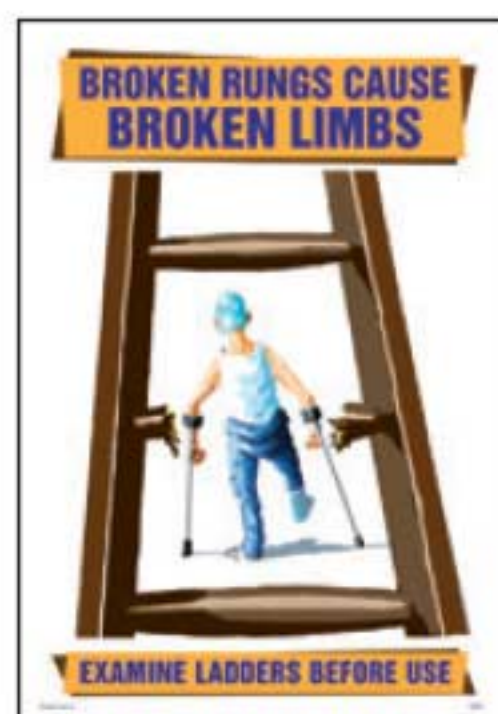
5 8186



5 9821



5 8184



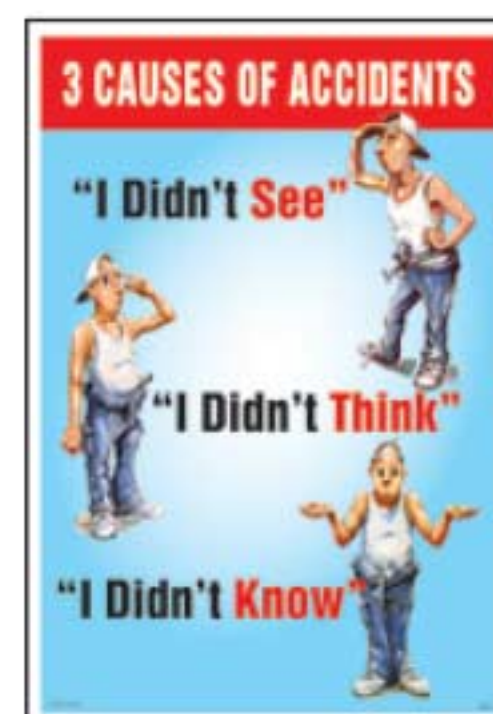
5 8190



5 8191



5 9822



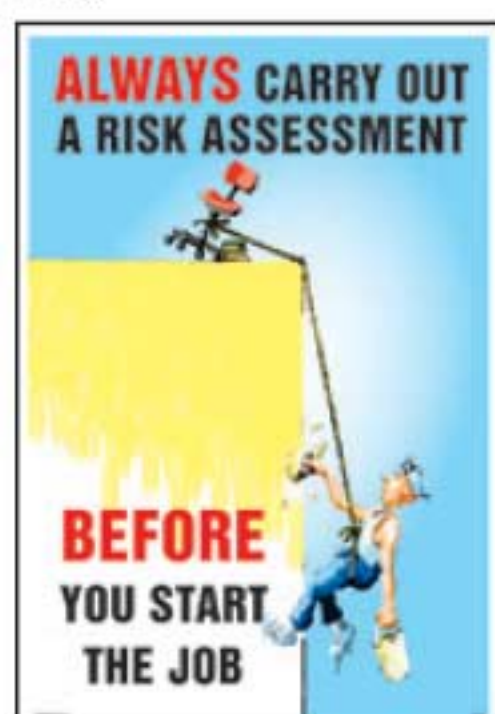
5 8185



### Aluminium Snap Frame

Snap frames allow easy insert and removal of posters allowing frequent update of information and safety messages.

25mm extruded aluminium frame  
1.5mm strong plastic back panel  
Anti-glare poster cover  
Durable protective frame finish  
510 x 760mm  
5 9815



5 8187



5 8180



5 9820





## Posters, Booklets & DVDs

A range of educational tools to inform staff of important health and safety messages. Perfect for training, inductions and toolbox talks.

### Office Safety Training



#### 26 Page A5 Booklet

Covers essential information on: Environmental; Occupational and human hazards including: Lifting; Fire Safety; Working with VDU's. Includes a questionnaire and certificate.  
5 6044



**A2 Laminated Poster**  
420 x 594mm  
5 8992



#### 25 Minute Training DVD

**Topics:** Slips trips and falls; Safe manual handling; Display screen equipment; Fire safety basics; Accident prevention and reporting; People at risk; Personal Safety.  
5 6486

### Fire Safety Training



#### 26 Page A5 Booklet

Covering essential information on: How fires start; Preventing a fire from starting and spreading; Evacuation procedures; Tackling small fires; Fire safety checklist; Fire safety legislation and do's and don'ts in a fire situation. Includes a questionnaire and certificate.  
5 8168



**A2 Laminated Poster**  
420 x 594mm  
5 8169



#### 32 Minute Training DVD

**Topics:** An introduction to fire safety; Fire prevention; Extinguishing fires at work; Fire evacuation.  
5 6056

### Manual Handling Training



#### 26 Page A5 Booklet

Covering essential information on: How to lift safely; Task assessment advice; Manual handling legislation. Includes a questionnaire and certificate.  
5 8166



**A2 Laminated Poster**  
420 x 594mm  
5 8167



#### 25 Minute Training DVD

**Topics:** Anatomy of the back; Making an assessment; Lifting techniques; Lifting aids and equipment; LITE Assessment.  
5 6057

### Permits to Work Pack of 10

Permits to Work form an integral part of every Health & Safety Management System. They include risk assessment and sign-off to ensure that only competent employees are working on the identified hazards. Permits contain 3 parts (original, plus two carbon copies for management records) with a useful card backing in the form of an A4 sign.

Permit	Code
Hot work	5 8170
Electrical work	5 8171
Confined spaces	5 8172
Work at heights	5 8173
Hazardous substances	5 8174
General Work	5 8175



### Health & Safety

#### 32 Minute Training DVD

**Topics:** Slips trips and falls; Manual handling; PPE; Equipment safety; COSHH; Working at heights; Fire safety; People at risk; First aid and Accident reporting.



5 6485



# Health & Safety Law Poster

The HSE released a new design of the statutory Health & Safety Law Poster in April 2009. The old version should no longer be used or displayed.

Includes a unique, serial numbered hologram to ensure its authenticity.

Easy to read and understand, providing benefits from increased awareness to both workers and employers.

Unlike the previous poster, there is no need to provide the name and address of the enforcing authority for the premises.

Reduces the administrative costs for employers, who no longer need to include and update additional information.

Semi Rigid (275Micron)  
420 x 595mm (A2)  
5 8112

Legally  
required



NO  
LONGER  
VALID

Old Version



## Notice Boards

See page 119 for our range of notice boards. Complete with a Health and Safety Law Poster and document holders.



## Health & Safety Pocket Guide



Pack of 25 pocket guides, ideal for individual distribution.

Laminated Card  
105 x 82mm  
5 8133

## Work Safety Posters

• 400 x 600mm • Rigid Plastic

Our range of rigid plastic posters provide staff and visitors with important safety information across a range of industries, covering legislation and best practice guidance.



5 8122



5 8114



5 8990



5 8129



5 8115



5 8116



5 8127



5 8113





## Electricity

- 400 x 600mm
- Rigid Plastic



5 8119



5 8135



5 8134

## Site Safety

- Rigid Plastic



400 x 600mm  
5 8130



600 x 900mm  
5 8126



400 x 600mm  
5 8132

## Symbols & Pipeline Identification

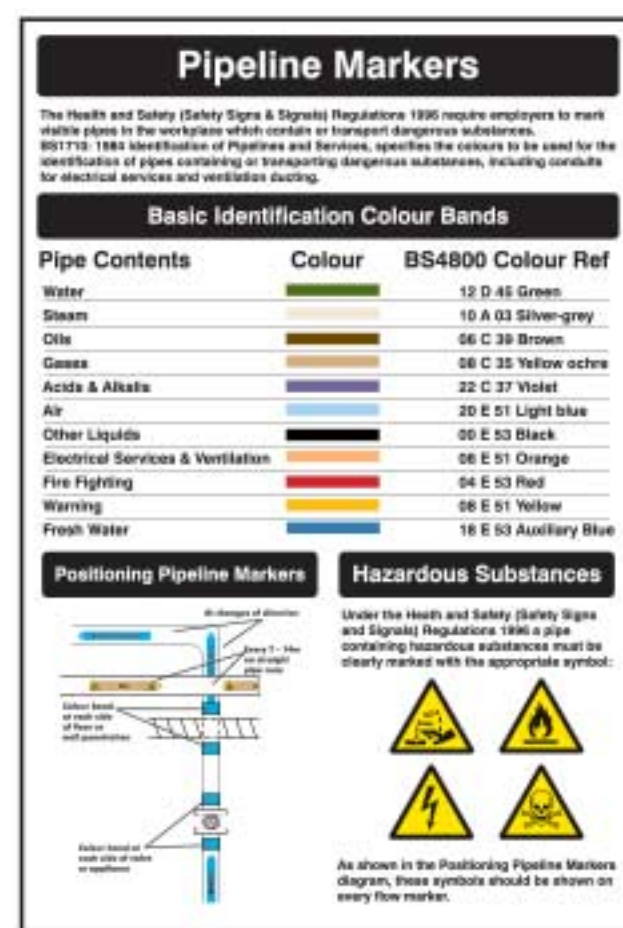
- 400 x 600mm
- Rigid Plastic



5 8118



5 8991



5 8131



# Abrasive Wheel Regulations • 400 x 600mm • Rigid Plastic

## ABRASIVE WHEEL SAFETY

### MAXIMUM OPERATING SPEEDS

Never exceed the maximum operating speed marked on the wheel or label. Operating a wheel above its maximum speed can be dangerous.

The table below shows the maximum operating speed in rpm of the abrasive wheel or machine spindle for a given abrasive wheel diameter and peripheral operating speed in m/s.

Wheel diameter (mm)	100	125	150	175	200	225	250	275	300	325	350	375	400	425	450	475	500	525	550	575	600	625	650	675	700	725	750	775	800	825	850	875	900	925	950	975	1000	
100	1430	1150	950	800	690	600	530	470	420	370	330	300	270	240	210	190	170	150	130	110	100	90	80	70	60	50	40	30	20	10	5	3	2	1	0.5	0.3	0.2	0.1
125	1150	950	800	690	600	530	470	420	370	330	300	270	240	210	190	170	150	130	110	100	90	80	70	60	50	40	30	20	10	5	3	2	1	0.5	0.3	0.2	0.1	0.05
150	950	800	690	600	530	470	420	370	330	300	270	240	210	190	170	150	130	110	100	90	80	70	60	50	40	30	20	10	5	3	2	1	0.5	0.3	0.2	0.1	0.05	0.02
175	800	690	600	530	470	420	370	330	300	270	240	210	190	170	150	130	110	100	90	80	70	60	50	40	30	20	10	5	3	2	1	0.5	0.3	0.2	0.1	0.05	0.02	0.01
200	690	600	530	470	420	370	330	300	270	240	210	190	170	150	130	110	100	90	80	70	60	50	40	30	20	10	5	3	2	1	0.5	0.3	0.2	0.1	0.05	0.02	0.01	0.005
225	600	530	470	420	370	330	300	270	240	210	190	170	150	130	110	100	90	80	70	60	50	40	30	20	10	5	3	2	1	0.5	0.3	0.2	0.1	0.05	0.02	0.01	0.005	0.002
250	530	470	420	370	330	300	270	240	210	190	170	150	130	110	100	90	80	70	60	50	40	30	20	10	5	3	2	1	0.5	0.3	0.2	0.1	0.05	0.02	0.01	0.005	0.002	0.001
275	470	420	370	330	300	270	240	210	190	170	150	130	110	100	90	80	70	60	50	40	30	20	10	5	3	2	1	0.5	0.3	0.2	0.1	0.05	0.02	0.01	0.005	0.002	0.001	0.0005
300	420	370	330	300	270	240	210	190	170	150	130	110	100	90	80	70	60	50	40	30	20	10	5	3	2	1	0.5	0.3	0.2	0.1	0.05	0.02	0.01	0.005	0.002	0.001	0.0005	0.0002
325	370	330	300	270	240	210	190	170	150	130	110	100	90	80	70	60	50	40	30	20	10	5	3	2	1	0.5	0.3	0.2	0.1	0.05	0.02	0.01	0.005	0.002	0.001	0.0005	0.0002	0.0001
350	330	300	270	240	210	190	170	150	130	110	100	90	80	70	60	50	40	30	20	10	5	3	2	1	0.5	0.3	0.2	0.1	0.05	0.02	0.01	0.005	0.002	0.001	0.0005	0.0002	0.0001	0.00005
375	300	270	240	210	190	170	150	130	110	100	90	80	70	60	50	40	30	20	10	5	3	2	1	0.5	0.3	0.2	0.1	0.05	0.02	0.01	0.005	0.002	0.001	0.0005	0.0002	0.0001	0.00005	0.00002
400	270	240	210	190	170	150	130	110	100	90	80	70	60	50	40	30	20	10	5	3	2	1	0.5	0.3	0.2	0.1	0.05	0.02	0.01	0.005	0.002	0.001	0.0005	0.0002	0.0001	0.00005	0.00002	0.00001
425	240	210	190	170	150	130	110	100	90	80	70	60	50	40	30	20	10	5	3	2	1	0.5	0.3	0.2	0.1	0.05	0.02	0.01	0.005	0.002	0.001	0.0005	0.0002	0.0001	0.00005	0.00002	0.00001	0.000005
450	210	190	170	150	130	110	100	90	80	70	60	50	40	30	20	10	5	3	2	1	0.5	0.3	0.2	0.1	0.05	0.02	0.01	0.005	0.002	0.001	0.0005	0.0002	0.0001	0.00005	0.00002	0.00001	0.000005	0.000002
475	190	170	150	130	110	100	90	80	70	60	50	40	30	20	10	5	3	2	1	0.5	0.3	0.2	0.1	0.05	0.02	0.01	0.005	0.002	0.001	0.0005	0.0002	0.0001	0.00005	0.00002	0.00001	0.000005	0.000002	0.000001
500	170	150	130	110	100	90	80	70	60	50	40	30	20	10	5	3	2	1	0.5	0.3	0.2	0.1	0.05	0.02	0.01	0.005	0.002	0.001	0.0005	0.0002	0.0001	0.00005	0.00002	0.00001	0.000005	0.000002	0.000001	0.0000005
525	150	130	110	100	90	80	70	60	50	40	30	20	10	5	3	2	1	0.5	0.3	0.2	0.1	0.05	0.02	0.01	0.005	0.002	0.001	0.0005	0.0002	0.0001	0.00005	0.00002	0.00001	0.000005	0.000002	0.000001	0.0000005	0.0000002
550	130	110	100	90	80	70	60	50	40	30	20	10	5	3	2	1	0.5	0.3	0.2	0.1	0.05	0.02	0.01	0.005	0.002	0.001	0.0005	0.0002	0.0001	0.00005	0.00002	0.00001	0.000005	0.000002	0.000001	0.0000005	0.0000002	0.0000001
575	110	100	90	80	70	60	50	40	30	20	10	5	3	2	1	0.5	0.3	0.2	0.1	0.05	0.02	0.01	0.005	0.002	0.001	0.0005	0.0002	0.0001	0.00005	0.00002	0.00001	0.000005	0.000002	0.000001	0.0000005	0.0000002	0.0000001	0.00000005
600	100	90	80	70	60	50	40	30	20	10	5	3	2	1	0.5	0.3	0.2	0.1	0.05	0.02	0.01	0.005	0.002	0.001	0.0005	0.0002	0.0001	0.00005	0.00002	0.00001	0.000005	0.000002	0.000001	0.0000005	0.0000002	0.0000001	0.00000005	0.00000002
625	90	80	70	60	50	40	30	20	10	5	3	2	1	0.5	0.3	0.2	0.1	0.05	0.02	0.01	0.005	0.002	0.001	0.0005	0.0002	0.0001	0.00005	0.00002	0.00001	0.000005	0.000002	0.000001	0.0000005	0.0000002	0.0000001	0.00000005	0.00000002	0.00000001
650	80	70	60	50	40	30	20	10	5	3	2	1	0.5	0.3	0.2	0.1	0.05	0.02	0.01	0.005	0.002	0.001	0.0005	0.0002	0.0001	0.00005	0.00002	0.00001	0.000005	0.000002	0.000001	0.0000005	0.0000002	0.0000001	0.00000005	0.00000002	0.00000001	0.000000005
675	70	60	50	40	30	20	10	5	3	2	1	0.5	0.3	0.2	0.1	0.05	0.02	0.01	0.005	0.002	0.001	0.0005	0.0002	0.0001	0.00005	0.00002	0.00001	0.000005	0.000002	0.000001	0.0000005	0.0000002	0.0000001	0.00000005	0.00000002	0.00000001	0.000000005	0.000000002
700	60	50	40	30	20	10	5	3	2	1	0.5	0.3	0.2	0.1	0.05	0.02	0.01	0.005	0.002	0.001	0.0005	0.0002	0.0001	0.00005	0.00002	0.00001	0.000005	0.000002	0.000001	0.0000005	0.0000002	0.0000001	0.00000005	0.00000002	0.00000001	0.000000005	0.000000002	0.000000001
725	50	40	30	20	10	5	3	2	1	0.5	0.3	0.2	0.1	0.05	0.02	0.01	0.005	0.002	0.001	0.0005	0.0002	0.0001	0.00005	0.00002	0.00001	0.000005	0.000002	0.000001	0.0000005	0.0000002	0.0000001	0.00000005	0.00000002	0.00000001	0.000000005	0.000000002	0.000000001	0.0000000005
750	40	30	20	10	5	3	2	1	0.5	0.3	0.2	0.1	0.05	0.02	0.01	0.005	0.002	0.001	0.0005	0.0002	0.0001	0.00005	0.00002	0.00001	0.000005	0.000002	0.000001	0.0000005	0.0000002	0.0000001	0.00000005	0.00000002	0.00000001	0.000000005	0.000000002	0.000000001	0.0000000005	0.0000000002
775	30	20	10	5	3	2	1	0.5	0.3	0.2	0.1	0.05	0.02	0.01	0.005	0.002	0.001	0.0005	0.0002	0.0001	0.00005	0.00002	0.00001	0.000005	0.000002	0.000001	0.0000005	0.0000002	0.0000001	0.00000005	0.00000002	0.00000001	0.000000005	0.000000002	0.000000001	0.0000000005	0.0000000002	0.0000000001
800	20	10	5	3	2	1	0.5	0.3	0.2	0.1	0.05	0.02	0.01	0.005	0.002	0.001	0.0005	0.0002	0.0001	0.00005	0.00002	0.00001	0.000005	0.000002	0.000001	0.0000005	0.0000002	0.0000001	0.00000005	0.00000002	0.00000001	0.000000005	0.000000002	0.000000001	0.0000000005	0.0000000002	0.0000000001	0.00000000005
825	10	5	3	2	1	0.5	0.3	0.2	0.1	0.05	0.02	0.01	0.005	0.002	0.001	0.0005	0.0002	0.0001	0.00005	0.00002	0.00001	0.000005	0.000002	0.000001	0.0000005	0.0000002	0.0000001	0.00000005	0.00000002	0.00000001	0.000000005	0.000000002						



## Display Frames & Dry Wipe Boards

### Magnetic Dry Wipe Boards



Notice boards with a lacquered steel face can be used as both a magnetic and dry wipe board. The quality of the lacquer means the board can be wiped clean time after time without smudging or discolouration.

- Lacquered steel face
- Silver anodised frame
- Wall fixing kit included
- Soft board back panel

Size	Code
900 x 600mm	5 8762
1200 x 900mm	5 8763

### Accessories



**Magnetic Dry Wipe Eraser**  
Foam block with felt base for easy erasing  
5 3454



**Pack of 10 White Magnets**  
20mm Diameter magnets in white plastic casings  
5 3453



**Dry Wipe Marker Pens**  
Produces 2-3mm line width  
Pack of 4: 5 3439  
Single Black: 5 3433

### Lockable Poster Frame

A high specification frame which is ideal for both indoor and outdoor locations. Featuring a strong extruded aluminium frame, tough plastic poster cover and a water seal to protect printed graphics. These frames are finished in silver anodised aluminium which is highly weather resistant.

- 45mm wide extruded aluminium frame
- 2mm strong plastic glazing
- Suitable for external use
- Waterproof seal
- Suitable for fixing landscape or portrait
- Door stay keeps frame wedged open whilst posters are inserted

Size	Code
A1 840 x 594mm	5 3458
A2 594 x 420mm	5 3457
A3 420 x 297mm	5 3456
A4 297 x 210mm	5 3455



### Hanging Snap Frame

Suspending posters from your ceiling is a great way to maximise your advertising space. Ideal for retail, exhibitions, spas, hotels, restaurants, offices or showrooms. The aluminium snap frame rails include a rubber insert so the poster/sign is securely gripped as it hangs.

- 2 x 420mm Aluminium Rails
- 4 x End Caps
- 2 x Slide Hangers
- Will hold posters from 50-500gsm and signs up to 1mm thick
- Can secure both landscape and portrait displays
- Can be hung from the ceiling using our Wire Suspension Kit (sold separately)






**Wire Suspension Kit**  
Easy attachment of lightweight signs to ceiling  
2 x 150mm Wire hooks  
2 x Adhesive ceiling pads  
5 8100

### Coloured Easy Snap Frames



Snap shut frames finished in four attractive colours and supplied with an anti-glare PVC protective cover. Snap frames allow easy insert and removal of posters allowing frequent update of information and safety messages.

25mm Frame Extruded Aluminium		Anti-glare poster cover Strong plastic back panel		Wall fixing kit included	
	A1	A2	A3	A4	
Colour	594 x 840mm	420 x 594mm	297 x 420mm	210 x 297mm	510 x 760mm
 Green	5 8973	5 8974	5 8975	5 8976	5 8977
 Red	5 8968	5 8969	5 8970	5 8971	5 8972
 Blue	5 8958	5 8959	5 8960	5 8961	5 8962
 Black	5 8963	5 8964	5 8965	5 8966	5 8967



### Aluminium Easy Snap Frame



Durable extruded aluminium snap frames finished in a protective silver anodising. These frames are built to last.

Snap frames allow easy insert and removal of posters allowing frequent update of information and safety messages.

- 25mm extruded aluminium frame
- Anti-glare poster cover
- Strong plastic back panel
- Wall fixing kit included

Size	Code
A1 840 x 594mm	5 8768
A2 594 x 420mm	5 8767
A3 420 x 297mm	5 8766
A4 297 x 210mm	5 8765
510 x 760mm	5 9815





## Roller Banners

Roller Banners are the ideal choice for creating a free standing display quickly and easily. The graphic is protected inside the roller cartridge when the stand is not in use and a carry case is provided for easy transportation.

Create your own promotional Roller Banner for use at exhibitions, trade shops or for in-store point of sale messages. Simply supply high resolution artwork when ordering or call us for assistance.

Lightweight aluminium base and top bar  
Lightblock PVC banner material prevents light shining through  
Roller system with fast assembly and safe storage  
Retractable tensioning system  
Complete with carry case  
Banner size: 2000 x 800mm

5 5123



\*Examples

## Information Point

Aluminium composite back panel (345 x 500mm) with A4 snap frame.

Complete with plastic post and heavy duty base. Ideal for displaying menus, directions, agendas etc.

\*Please supply high resolution logo when ordering for inclusion on back panel.



5 6195

## Snap Frame A-Board

Double sided aluminium A-Frame, displays two A1 posters (594 x 840mm).

Easy to fold up for storage.

Snap frame action allows graphics to be changed quickly and easily.

Anti glare PVC film protects graphics from the elements.

H1200 x W600 x D100mm  
Weight: 13.5kg

5 9038




## Adapt-A-Sign

Holds A4 paper print outs.

Use blank frames to display your own message. Perfect for displaying escape route plans, photos of rooms for residents suffering from dementia, or for general messages.

Allows quick and easy update of messages on site.

Pre-printed frames available on page 53.



5 6193 5 6192 5 6197 5 6191 5 6194



Print off your own message and insert for up to date information.

## Floor Stand

Chrome floor stand for use with suspended frames (not included). 1100mm height (excluding frame)

5 8726



## Suspended Frame

Impact resistant polyvinyl plastic frame allows easy insertion of rigid signs (up to 3mm).

Supplied complete with Wire Suspension Kit for easy installation from ceiling. Can be used either to display single or back to back signs.

If you need an alternative sized frame please ask for a quote.

The sign frame can also be inserted onto the top of our 1100mm high, chrome stand to provide an effective temporary floor stand when required.



Colour	300 x 100mm	450 x 150mm	600 x 200mm
Grey	5 8681	5 8680	5 8674
White	5 8700	5 8701	5 8702
Green	5 8703	5 8704	5 8705
Red	5 8706	-	5 8707
Yellow	5 8713	-	5 8714
Blue	5 8720	-	5 8721
Black	5 8716	-	5 8717


























## Hazardous Substances Labels

The carriage of dangerous goods by road, rail, inland waterway, sea and air is regulated internationally by European agreements, directives and regulations, and parallel legislation in the UK. Dangerous goods are assigned to different classes depending on their hazard. The person or business shipping the goods is responsible for classifying, marking and packaging the dangerous goods. ADR sets out the requirements for the classification, packaging and certification of dangerous goods being transported by road.

As well as the requirements specific to their transportation, suppliers of dangerous goods are required by law to label their hazardous products and packaged chemicals with hazard symbols, warnings and safety advice. A range of internationally recognised (GHS) symbols has been developed so that people handling the goods know the nature of the hazard they present.



							
1 4476 <b>F</b> 2 4476 <b>FU</b>	1 4438 <b>F</b> 2 4438 <b>FU</b>	1 4477 <b>FU</b> 2 4477 <b>FU</b>	1 4506 <b>FU</b> 2 4506 <b>FU</b>	1 4516 <b>F</b> 2 4516 <b>FU</b>	1 4435 <b>F</b> 2 4435 <b>FU</b>	1 4433 <b>FU</b> 2 4433 <b>FU</b>	1 4434 <b>FU</b> 2 4434 <b>FU</b>
Self Adhesive 100 x 100mm Roll of 100 5 9742	Self Adhesive 100 x 100mm Roll of 100 5 9741	Self Adhesive 100 x 100mm Roll of 100 5 9743	Self Adhesive 100 x 100mm Roll of 100 5 9740	Self Adhesive 100 x 100mm Roll of 100 5 9744	Self Adhesive 100 x 100mm Roll of 100 5 9746	Self Adhesive 100 x 100mm Roll of 100 5 9738	Self Adhesive 100 x 100mm Roll of 100 5 9739
							
1 4436 <b>F</b> 2 4436 <b>FU</b>	1 4517 <b>F</b> 2 4517 <b>FU</b>	1 4478 <b>F</b> 2 4478 <b>FU</b>	1 4432 <b>F</b> 2 4432 <b>FU</b>	1 4513 <b>F</b> 2 4513 <b>FU</b>	1 4508 <b>F</b> 2 4508 <b>FU</b>	1 4509 <b>F</b> 2 4509 <b>FU</b>	1 4510 <b>F</b> 2 4510 <b>FU</b>
							Self Adhesive 100 x 100mm Roll of 100 5 9745
1 4501 <b>F</b> 2 4501 <b>FU</b>	1 4502 <b>F</b> 2 4502 <b>FU</b>	1 4511 <b>F</b> 2 4511 <b>FU</b>	1 4512 <b>F</b> 2 4512 <b>FU</b>	1 4514 <b>F</b> 2 4514 <b>FU</b>	1 4515 <b>F</b> 2 4515 <b>FU</b>		

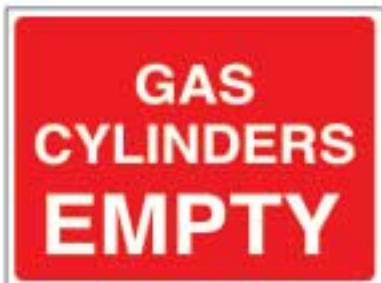


## GHS Labels

				
1 4540 <b>U</b> 2 4540 <b>U</b>	1 4541 <b>U</b> 2 4541 <b>U</b>	1 4542 <b>U</b> 2 4542 <b>U</b>	1 4543 <b>U</b> 2 4543 <b>U</b>	1 4544 <b>U</b> 2 4544 <b>U</b>
				Alternative sizes are available call for a quote
1 4545 <b>U</b> 2 4545 <b>U</b>	1 4546 <b>U</b> 2 4546 <b>U</b>	1 4547 <b>U</b> 2 4547 <b>U</b>	1 4548 <b>U</b> 2 4548 <b>U</b>	

## LQ Labels

	2 4557 <b>FU</b> Self Adhesive 100 x 100mm Roll of 100 5 9837		Self Adhesive 100 x 100mm Roll of 100 5 9836
	2 4558 <b>FU</b> Self Adhesive 100 x 100mm Roll of 100 5 9838		Self Adhesive 100 x 100mm Roll of 100 5 9835
			Self Adhesive 100 x 100mm Roll of 250 5 8159

## Gas Cylinder Signs

		
1 4440 <b>E</b> 2 4440 <b>E</b>	1 4439 <b>E</b> 2 4439 <b>E</b>	1 4430 <b>U</b> 2 4430 <b>U</b>

## Tags

- Matt PVC
- 80 x 150mm
- Double Sided
- Pack of 10
- Includes 150mm cable ties

	
5 4538	5 4539



## Rolls of Labels

Self adhesive labels are supplied ready cut to peel off and apply. Conveniently supplied on rolls of 100, easy to store and easy to use. These labels can also be supplied as individuals or on sheet format. Call us for a quote If you cannot find the label you require and we will be happy to quote for your requirements.



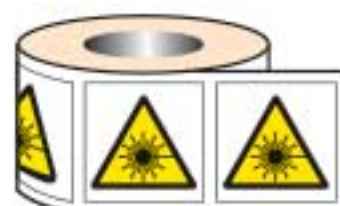
Self Adhesive Labels  
50 x 50mm  
Roll of 100  
5 9719



Self Adhesive Labels  
50 x 50mm  
Roll of 100  
5 9725



Self Adhesive Labels  
50 x 50mm  
Roll of 100  
5 9720



Self Adhesive Labels  
50 x 50mm  
Roll of 100  
5 9726



Self Adhesive Labels  
50 x 50mm  
Roll of 100  
5 9724



Self Adhesive Labels  
50 x 50mm  
Roll of 100  
5 9721



Self Adhesive Labels  
100 x 100mm  
Roll of 100  
5 9700



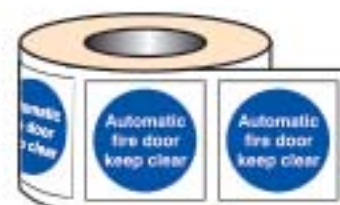
Self Adhesive Labels  
100 x 100mm  
Roll of 100  
5 9701



Self Adhesive Labels  
100 x 100mm  
Roll of 100  
5 9702



Self Adhesive Labels  
100 x 100mm  
Roll of 100  
5 9703



Self Adhesive Labels  
100 x 100mm  
Roll of 100  
5 9704



Self Adhesive Labels  
100 x 100mm  
Roll of 100  
5 9705



Self Adhesive Labels  
50 x 50mm  
Roll of 100  
5 9712



Self Adhesive Labels  
50 x 50mm  
Roll of 100  
5 9715



Self Adhesive Labels  
50 x 50mm  
Roll of 100  
5 9716



Self Adhesive Labels  
50 x 50mm  
Roll of 100  
5 9717



Self Adhesive Labels  
50 x 50mm  
Roll of 100  
5 9714



Self Adhesive Labels  
50 x 50mm  
Roll of 100  
5 9711

### Bespoke Labels

We can provide you with bespoke self adhesive labels. Whether you require company branding or a custom message contact our sales team for more information.



Self Adhesive Labels  
50 x 50mm  
Roll of 100  
5 9707



Self Adhesive Labels  
50 x 50mm  
Roll of 100  
5 9710



Self Adhesive Labels  
50 x 50mm  
Roll of 100  
5 9706



Self Adhesive Labels  
50 x 50mm  
Roll of 100  
5 9709

## GHS Labels • Roll of 250 • Self Adhesive Labels

GHS is the Globally Harmonised System of classification and labelling of chemicals (sometimes also referred to as CLP). GHS came into effect in 2009, phasing out the old black & orange CHIP designs by June 2015. The aim of the GHS regulation is to create a worldwide recognisable system of chemical classification and labelling.



5 8141 50 x 50mm  
5 8150 100 x 100mm



5 8142 50 x 50mm  
5 8151 100 x 100mm



5 8143 50 x 50mm  
5 8152 100 x 100mm



5 8144 50 x 50mm  
5 8153 100 x 100mm



5 8145 50 x 50mm  
5 8154 100 x 100mm



5 8146 50 x 50mm  
5 8155 100 x 100mm



5 8147 50 x 50mm  
5 8156 100 x 100mm



5 8148 50 x 50mm  
5 8157 100 x 100mm



5 8149 50 x 50mm  
5 8158 100 x 100mm

### Material Codes

1 Rigid Plastic	3 Photolum Rigid Plastic	5 Miscellaneous	7 Polycarbonate
2 Self Adhesive Vinyl	4 Photolum Self Adhesive	6 Aluminium	8 Quick Fix

### Landscape Sizes

E 200 x 150mm	U 100 x 100mm
F 200 x 200mm	





## GHS &amp; COSHH Information

The old orange and black CHIP labels have been replaced by the GHS design. The classification and labelling aspects of CLP/GHS have applied to substances since 1 December 2010 and to mixtures since 1 June 2015. The final deadline fell on 1 June 2017 and applied to mixtures that were already on the market before 1 June 2015 - the transitional period was intended to give suppliers time to either deplete stock that was already on the market or to arrange for re-packaging and re-labelling of goods to be completed before 1 June 2017.

### Control of Substances Hazardous to Health Regulations 2002 (CoSHH)

Under CoSHH all persons at work need to know the safety precautions to take so as not to endanger themselves or others through exposure to substances hazardous to health.

#### What you need to know

##### Employers Must

- Assess health risks to employees and others working on the premises.
- Initiate procedure to control and monitor unavoidable exposure to substances which may harm the health of employees and others on the premises.
- Provide information and training relevant to the hazards associated with each area of working to ensure that all personnel are aware of the risks involved and preventative measures taken to control them.

##### Employees Must

- Make full and proper use of any control measure, personal protective equipment (PPE) or other facility provided.
- Report any defects found in the control measures, PPE or facilities provided.
- Follow the instructions provided within data sheets or other safety information and only use and dispose of substances in the recommended manner.

#### Get to know the warning symbols

Rigid Plastic  
400 x 600mm  
5 8117

### Handling Chemicals Safely

- All chemicals should be clearly marked
- Be aware of the storage requirements of each type
- Take extreme care when mixing chemicals
- Keep away from heat and flames
- Avoid oral contact of any kind
- Never inhale
- Avoid contact with skin and eyes

#### Chemical Checklist

- Read and understand the label before opening any container
- Double-check that the chemical you are opening is the one required
- Consider the hazards, including violent reactions between chemicals
- Open container carefully in a well ventilated area
- Always wear appropriate protective clothing
- Take extreme care whilst using hazardous chemicals
- Use method which reduces risk of inhalation, ingestion or contact with skin, eyes and clothing
- Never eat, drink or smoke whilst handling chemicals
- Always seal container tightly after use

#### Know your CoSHH and GHS Warning Symbols

Rigid Plastic  
400 x 600mm  
5 8136

### Know Your GHS and CHIP Warning Symbols

The Globally Harmonized System (GHS) of classification and labelling of chemicals was introduced in 2009 and sees the gradual phasing out of the orange and black CHIP labels. This poster has been designed to help employees identify the hazardous nature of chemicals through recognition of the symbols shown below.

Hazard: Explosive	Hazard: Flammable	Hazard: Oxidizing
GHS Symbol:	GHS Symbol:	GHS Symbol:
GHS Hazard Class and Category: Explosives, categories 1, 1.1, 1.2, 1.3, 1.4	GHS Hazard Class and Category: Flammable gases, categories 1, 2; Flammable liquids, categories 1, 2, 3; Flammable solids, categories 1, 2; Self-heating substances and mixtures, category 1; Organic peroxides, types 1, 2	GHS Hazard Class and Category: Oxidizing gases, category 1; Oxidizing liquids, categories 1, 2, 3
GHS Symbol:	GHS Symbol:	GHS Symbol:
GHS Hazard Class and Category: Gases under pressure: Compressed gases, Liquefied gases, Refrigerated liquefied gases, Dissolved gases	GHS Hazard Class and Category: Corrosive to metals, category 1; Skin corrosion, categories 1A, 1B, 1C; Serious eye damage, category 1	GHS Hazard Class and Category: Acute toxicity (oral, dermal, inhalation), categories 1, 2, 3
GHS Symbol:	GHS Symbol:	GHS Symbol:
GHS Hazard Class and Category: Acute toxicity (oral, dermal, inhalation), category 4; Skin irritation, category 2; Eye irritation, category 2; Skin sensitization, category 1; Specific Target Organ Toxicity - Single exposure, category 3	GHS Hazard Class and Category: Respiratory sensitization, category 1; Skin and respiratory sensitization, categories 1A, 1B, 1C; Reproductive toxicity, categories 1A, 1B, 1C; Specific Target Organ Toxicity - Single exposure, categories 1, 2; Specific Target Organ Toxicity - Repeated exposure, category 3; Aspiration hazard, category 1	GHS Hazard Class and Category: Hazardous to the aquatic environment - Acute hazard, category 1; Chronic hazard, categories 1, 2

Rigid Plastic  
400 x 600mm  
5 8165

### Recommended Segregation for Storage of Hazardous Substances

Where a particular material has the properties of more than one class, the classification giving the more onerous segregation should be given

CLASS	1	2	3	4	5	6	7
Compressed Gases							
2.1 Flammable	Segregate from	KEEP APART	Segregate from	Segregate from	Segregate from	ISOLATE	KEEP APART
2.2 Non-flammable/non-toxic	Segregation may not be necessary	KEEP APART	Segregation may not be necessary	Segregation may not be necessary	Segregation may not be necessary	Segregation may not be necessary	KEEP APART
2.3 Toxic	Segregation may not be necessary	KEEP APART	Segregation may not be necessary	Segregation may not be necessary	Segregation may not be necessary	Segregation may not be necessary	KEEP APART
Flammable Liquids	Segregate from	KEEP APART	Segregate from	Segregate from	Segregate from	ISOLATE	KEEP APART
Flammable Solids	Segregate from	Segregation may not be necessary	KEEP APART	Segregation may not be necessary	Segregation may not be necessary	KEEP APART	Segregation may not be necessary
4.1 Flammable	Segregate from	Segregation may not be necessary	KEEP APART	Segregation may not be necessary	Segregation may not be necessary	KEEP APART	Segregation may not be necessary
4.2 Spontaneously combustible	Segregate from	Segregation may not be necessary	KEEP APART	Segregation may not be necessary	Segregation may not be necessary	KEEP APART	Segregation may not be necessary
4.3 Dangerous when wet	Segregate from	Segregation may not be necessary	KEEP APART	Segregation may not be necessary	Segregation may not be necessary	KEEP APART	Segregation may not be necessary
Oxidising Substances	Segregation may not be necessary	Segregation may not be necessary	Segregation may not be necessary	Segregation may not be necessary	Segregation may not be necessary	Segregation may not be necessary	KEEP APART
5.1 Oxidising Substances	Segregation may not be necessary	Segregation may not be necessary	Segregation may not be necessary	Segregation may not be necessary	Segregation may not be necessary	Segregation may not be necessary	KEEP APART
5.2 Organic peroxides	ISOLATE	Segregation may not be necessary	ISOLATE	Segregation may not be necessary	Segregation may not be necessary	Segregation may not be necessary	KEEP APART
Toxic Substances	KEEP APART	Segregation may not be necessary	KEEP APART	KEEP APART	KEEP APART	KEEP APART	Segregation may not be necessary
Corrosive Substances	KEEP APART	KEEP APART	KEEP APART	KEEP APART	KEEP APART	KEEP APART	Segregation may not be necessary

Rigid Plastic  
900 x 600mm  
5 8176

### Know Your GHS and CHIP Warning Symbols

The Globally Harmonized System (GHS) of classification and labelling of chemicals was introduced in 2009 and sees the gradual phasing out of the orange and black CHIP labels. This poster has been designed to help employees identify the hazardous nature of chemicals through recognition of the symbols shown below.

Hazard: Explosive	Hazard: Flammable	Hazard: Oxidizing
GHS Symbol:	GHS Symbol:	GHS Symbol:
GHS Hazard Class and Category: Explosives, categories 1, 1.1, 1.2, 1.3, 1.4	GHS Hazard Class and Category: Flammable gases, categories 1, 2; Flammable liquids, categories 1, 2, 3; Flammable solids, categories 1, 2; Self-heating substances and mixtures, category 1; Organic peroxides, types 1, 2	GHS Hazard Class and Category: Oxidizing gases, category 1; Oxidizing liquids, categories 1, 2, 3
GHS Symbol:	GHS Symbol:	GHS Symbol:
GHS Hazard Class and Category: Gases under pressure: Compressed gases, Liquefied gases, Refrigerated liquefied gases, Dissolved gases	GHS Hazard Class and Category: Corrosive to metals, category 1; Skin corrosion, categories 1A, 1B, 1C; Serious eye damage, category 1	GHS Hazard Class and Category: Acute toxicity (oral, dermal, inhalation), categories 1, 2, 3
GHS Symbol:	GHS Symbol:	GHS Symbol:
GHS Hazard Class and Category: Acute toxicity (oral, dermal, inhalation), category 4; Skin irritation, category 2; Eye irritation, category 2; Skin sensitization, category 1; Specific Target Organ Toxicity - Single exposure, category 3	GHS Hazard Class and Category: Respiratory sensitization, category 1; Skin and respiratory sensitization, categories 1A, 1B, 1C; Reproductive toxicity, categories 1A, 1B, 1C; Specific Target Organ Toxicity - Single exposure, categories 1, 2; Specific Target Organ Toxicity - Repeated exposure, category 3; Aspiration hazard, category 1	GHS Hazard Class and Category: Hazardous to the aquatic environment - Acute hazard, category 1; Chronic hazard, categories 1, 2

Laminated 50GSM Rigid Card  
75 x 90mm  
Pack of 10  
5 8164

### Hazard symbols most commonly encountered

TO ALL PERSONNEL  
GHS labels classify chemicals in regard to their hazardous properties. Please pay particular attention to any container or product bearing any of the symbols illustrated.

ALWAYS  
Follow departmental instructions for the protection of your health and safety

1 6484  
2 6484

### Spill kit station

- 1 Protect**
  - Evacuate non-essential personnel
- 2 Confine**
  - Confine the liquid with absorbent booms or socks
  - Overlap the ends of the socks by several inches to prevent any liquid from breaking through
- 3 Clean up**
  - Clean up the spill with pillows, mats or loose absorbents
  - Place the absorbents starting from the outside of the spill working inward
- 4 Dispose**
  - Place saturated absorbents in the provided yellow temporary disposal bags and close with plastic ties
  - Dispose of properly

1 6000

### For more spill containment and procedure signage see page 60



## Ready Made Hazchem Placards • 700 x 400mm • Reflective

### When Ordering

When ordering these ready made Hazchem plates, please advise the SPECIALIST ADVICE OR TELEPHONE NUMBER you wish to display.

Petrol / Benzene



Aluminium  
5 6358

Self Adhesive  
5 6359

Kerosene



Aluminium  
5 6362

Self Adhesive  
5 6363

Diesel / Gas Oil



Aluminium  
5 6360

Self Adhesive  
5 6361

## Embossed ADR Plates

Embossed hazchem plates, displaying the HIN code (hazard indication number) and UN number with reflective orange background to ADR specifications. Can be placed inside the placard holder (56285) on the front and rear of the vehicle.

0.8mm Stainless Steel  
400 x 300mm

Petrol / Benzene



56696

Kerosene



56698

Diesel / Gas Oil



56697

## Multi-Load Placard

Under the Carriage of Dangerous Goods by Road Regulations 1996, reflective placards displaying the Emergency Action Code in the upper sector must be displayed at the rear of the vehicle.

\*Specify your required action code and UN number when ordering



Aluminium  
400 x 300mm  
5 6365

Self Adhesive  
400 x 300mm  
5 6366

## Custom Hazchem Placards • 700 x 400mm • Reflective

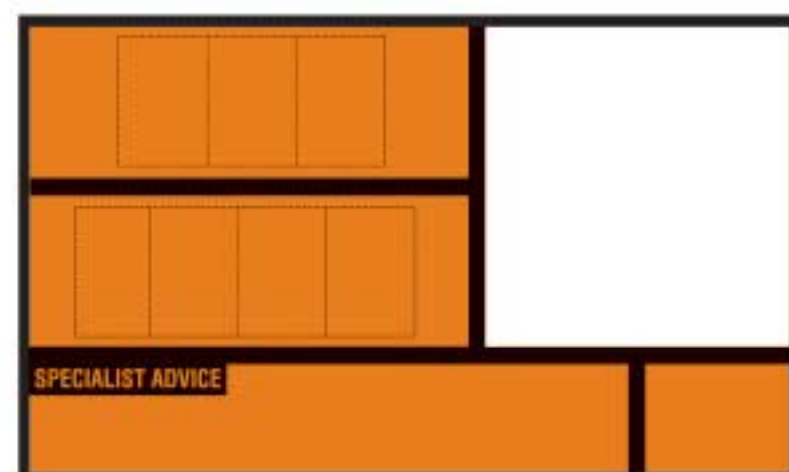
This system allows you to make up your own Hazchem or multi-load placard, produced to your exact specifications.

### To order

Select the panel you require, specifying the letters from P, R, S, T, W, X, Z and E and numbers from 0-9

Select your hazard warning symbol from those shown on page 92.

Specify the SPECIALIST ADVICE OR TELEPHONE NUMBER you wish to display.



Aluminium  
5 6238

Self Adhesive  
5 6239

## Placard Holders



Designed to use with hazchem plates, multi-load placards and vehicle plates. Manufactured from 1mm black powder coated stainless steel. Plates and placards are sold separately.

Black Stainless Steel  
400 x 300mm  
5 6285

Black Stainless Steel  
700 x 400mm  
5 6286

## Hazard Warning Vehicle Plate



Under ADR Regulations, plates must be displayed at the front of any vehicle carrying dangerous goods and at rear if dangerous goods are held in packages.

Aluminium  
400 x 300mm  
5 6364

Self Adhesive  
400 x 300mm  
5 6237

Reflective Magnetic  
400 x 300mm  
5 6338

## Plate Cover


Place a cover over the plate when no hazardous goods are on board.



ADR Fabric Cover  
400 x 300mm  
5 6328

## Folding Vehicle Plates

Can be folded and locked in place when the vehicle is not carrying any hazardous goods.



Non - Reflective PVC  
250 x 250mm  
5 6699



Reflective Aluminium  
400 x 300mm  
5 6327



Reflective Aluminium  
400 x 300mm  
5 6700

### Material Codes

1 Rigid Plastic 2 Self Adhesive Vinyl 5 Miscellaneous 6 Aluminium

### Landscape Sizes

600 x 450mm 600 x 900mm Custom sizes are available on request





## Temporary Reflective Traffic Management Vehicle Marking



### HIGHWAY MAINTENANCE

Self Adhesive  
1300 x 100mm  
5 6499

Magnetic  
1300 x 100mm  
5 6520

### MOTORWAY MAINTENANCE

Self Adhesive  
1300 x 100mm  
5 6519

Magnetic  
1300 x 100mm  
5 6521



Magnetic  
1400 x 140mm  
5 6331

### HIGHWAY MAINTENANCE

Self Adhesive  
800 x 275mm  
5 6522

Magnetic  
800 x 275mm  
5 6524



Magnetic  
700 x 140mm  
5 6336

### MOTORWAY MAINTENANCE

Self Adhesive  
800 x 275mm  
5 6523

Magnetic  
800 x 275mm  
5 6525



Magnetic  
700 x 140mm  
5 6337

## Vehicle Contour Marking

- Complies with ECE 04
- A mandatory requirement since July 2011 for most HGV's
- Highly reflective, extremely durable and coated with a suitably strong adhesive



### Curtain-Sided

Description	Size	Code
Yellow Reflective	50m x 50mm	5 6353
Red Reflective	50m x 50mm	5 6354

### Rigid-Sided

Description	Size	Code
Yellow Reflective	12.5m x 50mm	5 6332
Red Reflective	12.5m x 50mm	5 6334

## ECE 70 Plates

Aluminium plate with high grade retro-reflective yellow and fluorescent red finish. Manufactured to ECE 70, specifications applicable to all trucks from April 1996.



Aluminium  
1200 x 200mm  
5 6347



Aluminium  
1200 x 140mm  
5 6340



Aluminium  
600 x 140mm  
5 6341



Aluminium  
600 x 140mm  
5 6342



Aluminium  
300 x 200mm  
5 6349



Aluminium  
300 x 140mm  
5 6345



Aluminium  
300 x 140mm  
5 6346



Aluminium  
600 x 200mm  
5 6348



Aluminium  
140 x 300mm  
5 6343



Aluminium  
140 x 300mm  
5 6344

## Protruding Loads

Signs for marking overhanging and protruding loads from the sides, front and rear of vehicles, manufactured from 3mm PVC with non-reflective detail.



## Long Vehicle Plates

Complies with BS AU 152 specifications for rear marking plates for vehicles. Manufactured from reflective aluminium.



Aluminium  
1265 x 225mm  
5 6295



Aluminium  
525 x 250mm  
5 6296

## Dangerous Substance Site Marking

These signs should be used to highlight storage areas containing hazardous substances.



Aluminium  
850 x 250mm  
5 6267

Self Adhesive  
850 x 250mm  
5 6268



Aluminium  
850 x 250mm  
5 6269

Self Adhesive  
850 x 250mm  
5 6672



Aluminium  
610 x 300mm  
5 6259

Self Adhesive  
610 x 300mm  
5 6373



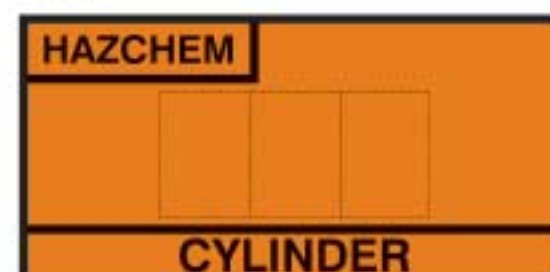
Aluminium  
610 x 300mm  
5 6374

Self Adhesive  
610 x 300mm  
5 6375

## Custom Site Marking



Aluminium  
850 x 250mm  
5 6281



Aluminium  
610 x 300mm  
5 6379

**To order:**  
Select the panel you require, specifying the letters from P, R, S, T, W, X, Z and E and numbers from 0-9



Speed restriction or speed limit stickers should be applied to a van, lorry or coach when they have a speed limiter fitted to them. Self-adhesive vinyl is easily applied to clean, dry surfaces.



We can provide you with bespoke self adhesive labels. Whether you require company branding or a custom message contact our sales team for more information.

Material Codes				Landscape Sizes			Portrait Sizes
1 Rigid Plastic	3 Photolum Rigid Plastic	5 Miscellaneous	7 Polycarbonate	<b>E</b> 200 x 150mm	<b>S</b> 200 x 75mm	<b>V</b> 300 x 150mm	<b>A</b> 75 x 100mm
2 Self Adhesive Vinyl	4 Photolum Self Adhesive	6 Aluminium	8 Quick Fix	<b>F</b> 200 x 200mm	<b>U</b> 100 x 100mm		<b>E</b> 150 x 200mm



## Car Parks

### General Car Park Signs

Car parks on private land are managed using the laws of contract or trespass, whilst car parks operated by local councils are generally regulated by law. Typically, a principle sign will be displayed near the entrance to the car park describing who the car park is for, and if there are time limits on how long it is possible to stay for and details of any charges or free periods that may apply. Additional signage in and around the car park may provide more information relating to height restrictions, traffic flow and any designated parking bays.



1 7535 **Q**



1 7536 **Q**



1 7537 **Q**



1 7538 **Q**



1 7553 **N**



1 7606 **K Q**  
6 7606 **K**



1 7601 **K Q**



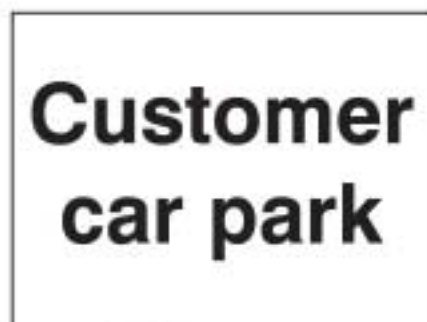
1 7602 **K Q**



1 7604 **K Q**



1 7848 **H K**  
2 7848 **H K**



1 7063 **K Q**



1 7066 **K Q**



1 7568 **K Q**



1 7574 **K Q**



1 7582 **K**



1 7594 **K**



1 7595 **K**



1 7596 **K**



1 7597 **K**



1 7543 **Q**



1 7583 **G M**



1 7088 **L**



1 7575 **G M**



1 7079 **L**



1 7078 **L**



1 7576 **G M**



1 7566 **G M**



1 7579 **G M**

### Free Standing Car Park Signs

• Rigid Plastic • 600 x 450mm • Complete with steel Frame and Clips



5 8528



5 7796



5 8527



#### Branded Car Park Signs

We can produce signs with company / council branding, parking fees and opening / closing times. Call us now for more details and for pricing.



## Car Park Security



Reflective Aluminium  
1200 x 150mm  
5 6496

State headroom required



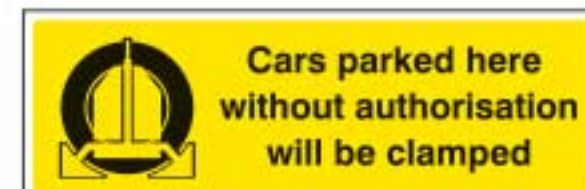
Reflective Aluminium  
600 x 150mm  
5 6497



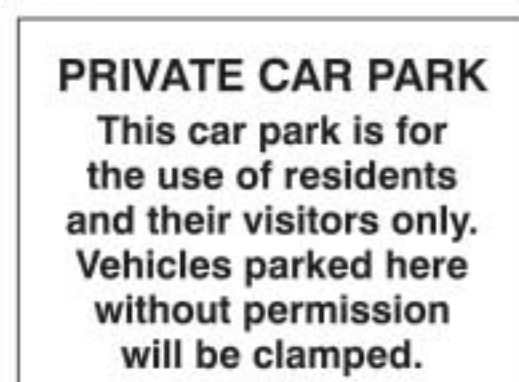
Reflective Aluminium  
600 x 150mm  
5 6498



1 7539 M P



1 7532 M P



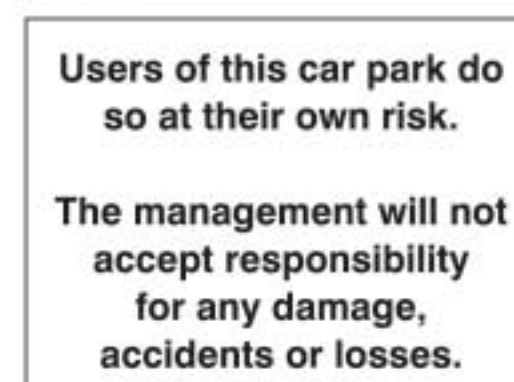
1 7534 K



1 7598 F N



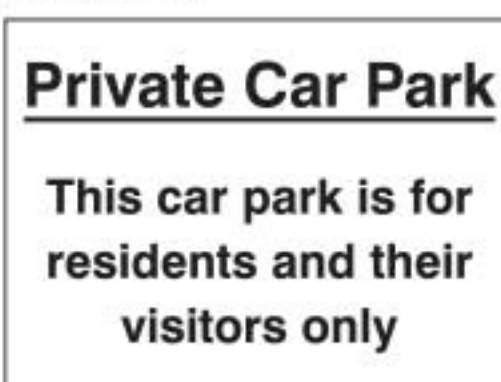
1 7592 K Q



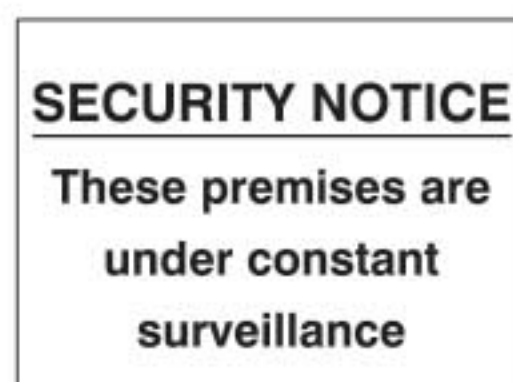
1 7540 K Q  
6 7540 K Q



1 7797 K



1 7798 K



1 1704 K



1 7796 K Q


## Stencils • Laser cut PVC stencils



300 x 400mm  
5 9648



600 x 400mm  
5 9660



600 x 400mm  
5 9662



400 x 300mm  
5 9647



A-Z and 0-9  
(36 piece kit)  
5 9644



A-Z and 0-9  
(36 piece kit)  
5 9645



A-Z and 0-9  
(36 piece kit)  
5 9646



0 - 9 (10 piece kit) 5 9640  
A-Z (26 piece kit) 5 9641



0 - 9 (10 piece kit) 5 9642  
A-Z (26 piece kit) 5 9643

## Ice Detector



Alerts drivers & pedestrians of icy conditions by flashing super-bright LED's continuously when the temperature drops to 3°C or below. This weatherproof, durable and extremely low maintenance sign is perfect for car parks - minimises the risk of ice related accidents.

- 6 Ultra-bright LED lights
- Includes channelling and fittings mounting to 76mm post.
- 2-3 year battery unit lifespan
- No mains power required

3mm Aluminium Composite  
300 x 500mm  
5 8092

## Height Restriction Bar



Safely and effectively warn drivers of restricted height conditions ahead at car parks, buildings or facilities with restricted clearance.

Lightweight polyethylene construction minimises the risk of damage to vehicles.

- Easily installed
- No sharp edges
- Reflective for clear visibility
- 2 x Galvanised 2m suspension chains

Polyethylene  
950 x 100mm Diameter  
5 6323

Material Codes			Landscape				Portrait Sizes	
1 Rigid Plastic	5 Miscellaneous	7 Polycarbonate	F 200 x 200mm	H 300 x 250mm	L 450 x 150mm	N 400 x 400mm	P 400 x 600mm	
2 Self Adhesive Vinyl	6 Aluminium	8 Quick Fix	G 300 x 100mm	K 400 x 300mm	M 600 x 200mm	Q 600 x 450mm	Custom sizes	






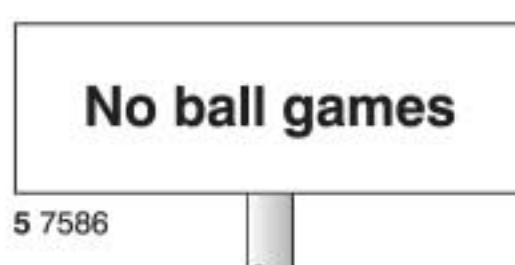


## Car Park Verge Signs

### Verge Signs

• 450 x 150mm • 2mm Aluminium sign supplied on a 800mm pole



A quick and easy solution for parking and information signage. Can be simply sunk into the grass verge using the pole spike for temporary use or can be set into concrete for extra stability and permanent fixtures. When ordering customised verge signs please state the message, logo or number you wish to display.



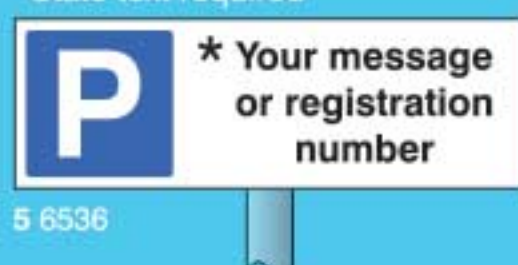
#### Custom Verge Signs

We can provide verge signs at any size, with any message or image.

Call us now for more details and depending on the quantity we'll be able to provide you with next day delivery!



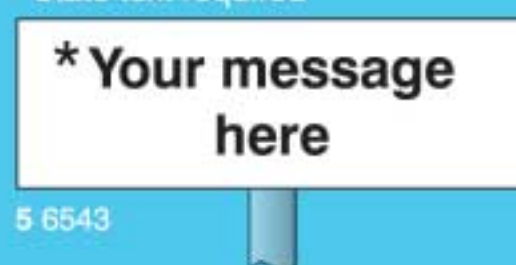
\*State text required




\*State number required



\*State text required



\*Provide text or logo





## Speed Ramps

Ideal for reducing traffic speeds to between 5 - 10mph. With a built in cable recess channel (50mm dia) these speed bumps are ideal for temporary traffic lights or factories etc. The fixings are included (M12; 12 x 75mm Coach Screws with 14 x 75mm Nylon Plugs).

- Heavy duty recycled PVC speed ramps, manufactured in the UK
- Non-slip surface with embedded cat's eyes as standard
- 40,000 kg weight capacity with 3 year manufacturer's warranty

Description	Colour	Size	Code
Inner Segment	Black	75 x 500 x 480mm	5 8093
Inner Segment	Yellow	75 x 500 x 480mm	5 8094
End Segment	Black	75 x 210 x 480mm	5 8095
End Segment	Yellow	75 x 210 x 480mm	5 8096



## Drop Down Parking Post

Collapsible yellow and black post is ideal for reserving parking bays and restricting access to private driveways or car parks. Internal pin mechanism allows the post to be locked in the upright position using a padlock (supplied) or laid flat.

- Powder coated steel construction is tough and weatherproof
- Combined lock housing and lift handle
- 750 high x 60mm diameter post
- 800mm overall height and just 100mm high when folded flat
- Supplied with 4 x M12 surface mounting bolts and a quality padlock
- Not to be used with cars with lower clearance than 140mm
- Must only be used on a flat surface



5 7999

## Car Park Signs



Reflective Polypropylene  
600 x 450mm  
Cone not included  
5 8086



1 7521 Q  
6 7521 Q



1 7501 N  
6 7501 N



1 7599 K Q



1 7502 N  
6 7502 N



1 7512 Q  
6 7512 Q



1 7503 N  
6 7503 N



1 7513 Q  
6 7513 Q



1 7549 N  
6 7549 N

## Bicycle Parking Signs



1 7694 G M



1 7693 G M



1 7695 G M



1 7692 G M

## Free Standing Cycle Racks



Compact Cycle Rack ideal for domestic, company bicycle parks, housing estates, schools etc.

- Zinc plated steel construction (16mm dia tube).
- Suitable for bicycles up to tyre width 50mm.
- Accessible from both sides.
- Fully assembled, supplied with ground fixings.

Description	Code
Bicycle Rack of 3 (HxWxD): 255 x 720 x 330mm	5 8056
Bicycle Rack of 4 (HxWxD): 255 x 1025 x 330mm	5 8057
Bicycle Rack of 5 (HxWxD): 255 x 1340 x 330mm	5 8058

## Wall Mounted Cycle Racks



For individual cycle parking, ideal for areas with limited space.

- Zinc plated steel construction (16mm dia tube).
- Suitable for bicycles up to tyre width 50mm.
- Adjustable through 180 degrees.
- Wall mounting – easily secured with fixings included.
- Fully assembled, compact and flexible design.

Size (HxWxD): 335 x 90 x 285mm - 5 8059

Material Codes	Landscape
1 Rigid Plastic 5 Miscellaneous 6 Aluminium	G 300 x 100mm K 400 x 300mm M 600 x 200mm N 400 x 400mm Q 600 x 450mm Custom sizes



## Reflective Traffic Signs

### RA1 & R2 Traffic Signs

From 1st July 2013, any **permanent** sign directing traffic as listed in the TSRGD Traffic handbook must be CE Marked. This means that any road traffic sign erected on a public highway will need to be manufactured in accordance with the CE Marking Standard. All of our R2 reflective signs are supplied complete with CE marking. If you cannot see the size or design that you need please call us for a competitive quotation.



Fig. 670  
600mm Diameter  
RA1 5 6566 | R2 5 7708



Fig. 670  
600mm Diameter  
RA1 5 6567 | R2 5 7709



Fig. 670  
600mm Diameter  
RA1 5 6568 | R2 5 7710



Fig. 670  
600mm Diameter  
RA1 5 6569 | R2 5 7711



Fig. 670  
600mm Diameter  
RA1 5 6570 | R2 5 7712



Fig. 616  
600mm Diameter  
RA1 5 6573 | R2 5 7715



Fig. 612  
600mm Diameter  
RA1 5 6575 | R2 5 7717



Fig. 613  
600mm Diameter  
RA1 5 6574 | R2 5 7716



Fig. 615  
600mm Diameter  
RA1 5 7819 | R2 5 7719



Fig. 625.1  
600mm Diameter  
RA1 5 7823 | R2 5 7723



Fig. 611.1  
600mm Diameter  
RA1 5 7821 | R2 5 7721



Fig. 601.1  
750mm Octagon  
RA1 5 7824 | R2 5 7724



Fig. 606  
600mm Diameter  
RA1 5 6562 | R2 5 7704



Fig. 606  
600mm Diameter  
RA1 5 6561 | R2 5 7703



Fig. 610  
600mm Diameter  
RA1 5 6559 | R2 5 7701



Fig. 610  
600mm Diameter  
RA1 5 6560 | R2 5 7702



Fig. 811  
700 x 800mm  
RA1 5 7838 | R2 5 7738



Fig. 652  
300 x 450mm  
RA1 5 7831 | R2 5 7731



Fig. 602  
600mm Triangle  
RA1 5 7829 | R2 5 7729



Fig. 557.1  
600mm Triangle  
RA1 5 7852 | R2 5 7752



\*When ordering  
state height  
required

Fig. 530A  
750mm Triangle  
RA1 5 6595 | R2 5 6594



Fig. 544  
600mm Triangle  
RA1 5 7893 | R2 5 7793



Fig. 521  
600mm Triangle  
RA1 5 7858 | R2 5 7758



Fig. 522  
600mm Triangle  
RA1 5 7859 | R2 5 7759



Fig. 545  
600mm Triangle  
RA1 5 7894 | R2 5 7794



Fig. 517  
600mm Triangle  
RA1 5 7864 | R2 5 7764



Fig. 517  
600mm Triangle  
RA1 5 7865 | R2 5 7765



Fig. 661A  
320 x 250mm  
RA1 5 7832 | R2 5 7732



Fig. 544.2  
600mm Triangle  
RA1 5 7891 | R2 5 7791



Fig. 544.1  
600mm Triangle  
RA1 5 7892 | R2 5 7792



Fig. 512  
600mm Triangle  
RA1 5 7860 | R2 5 7760



Fig. 512  
600mm Triangle  
RA1 5 7861 | R2 5 7761

#### CE Permanent road signs must be CE marked

All signs are manufactured from 3mm traffic grade Aluminium Composite, a lightweight and weather resistant material ideal for external use.

Aluminium Composite has no scrapage value and so reduces the risk of theft.

Our road traffic signs are manufactured in accordance with Chapter 8 & TSRGD guidelines.

Our reflective material meets the specification of classes RA1 (for temporary use) and R2 (for permanent siting) under BS EN 12899.

All signs on this page are supplied complete with channelling for post mounting.

**Need a different traffic sign or symbol?** Contact us and we can provide you with a quote.





## Re-Flex Plastic Frame

A temporary plastic road sign which is strong and robust, gives durability and long life. Due to it being an all plastic design the product will not conduct electricity or corrode over time. It is easy and safe to handle with no sharp edges and has a simple folding system for quick storage. One frame fits all sign shapes and sizes which removes the need for stocking multiple frames. The product can be completely recycled at the end of its life whilst the all plastic design removes the risk of theft for scrap metal value.

- Folding frame for quick deployment and compact stacking
- Design is of HDPE and no metal components
- Strong and Robust whilst being lightweight
- Non conductive
- Allows any face to be applied

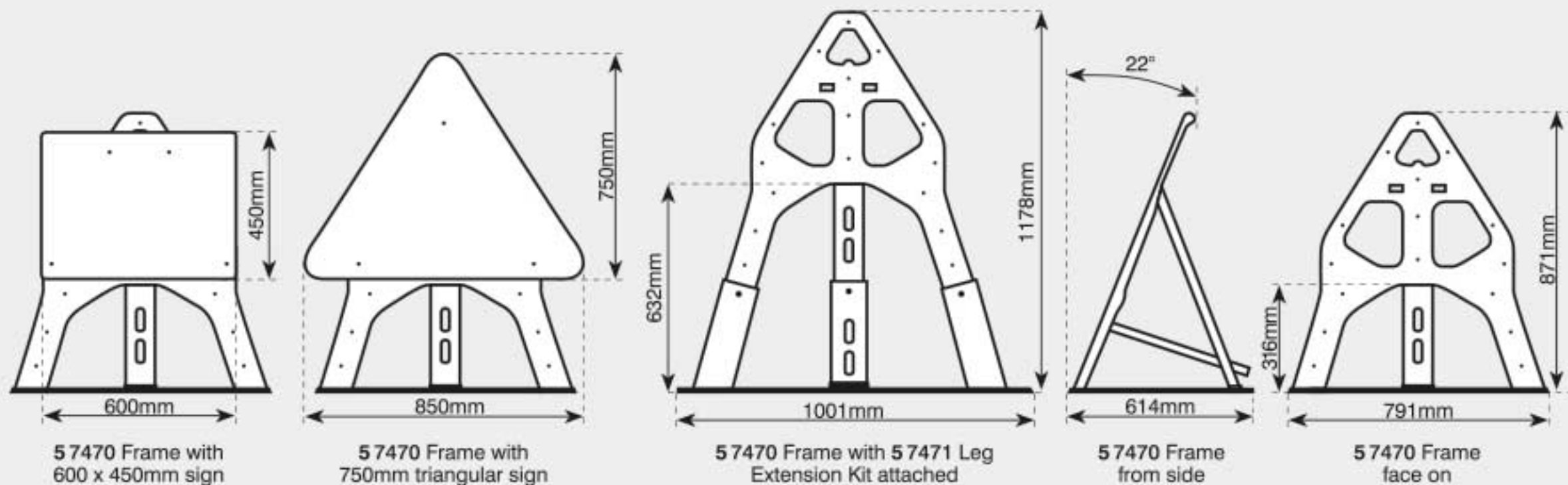
H 871 x W 791 x D 35mm  
5 7470

### White Plastic Wing Nut

4 x wing nuts required for rectangular signs  
3 x wing nuts required for triangular signs  
5 7472 (Singular unit)

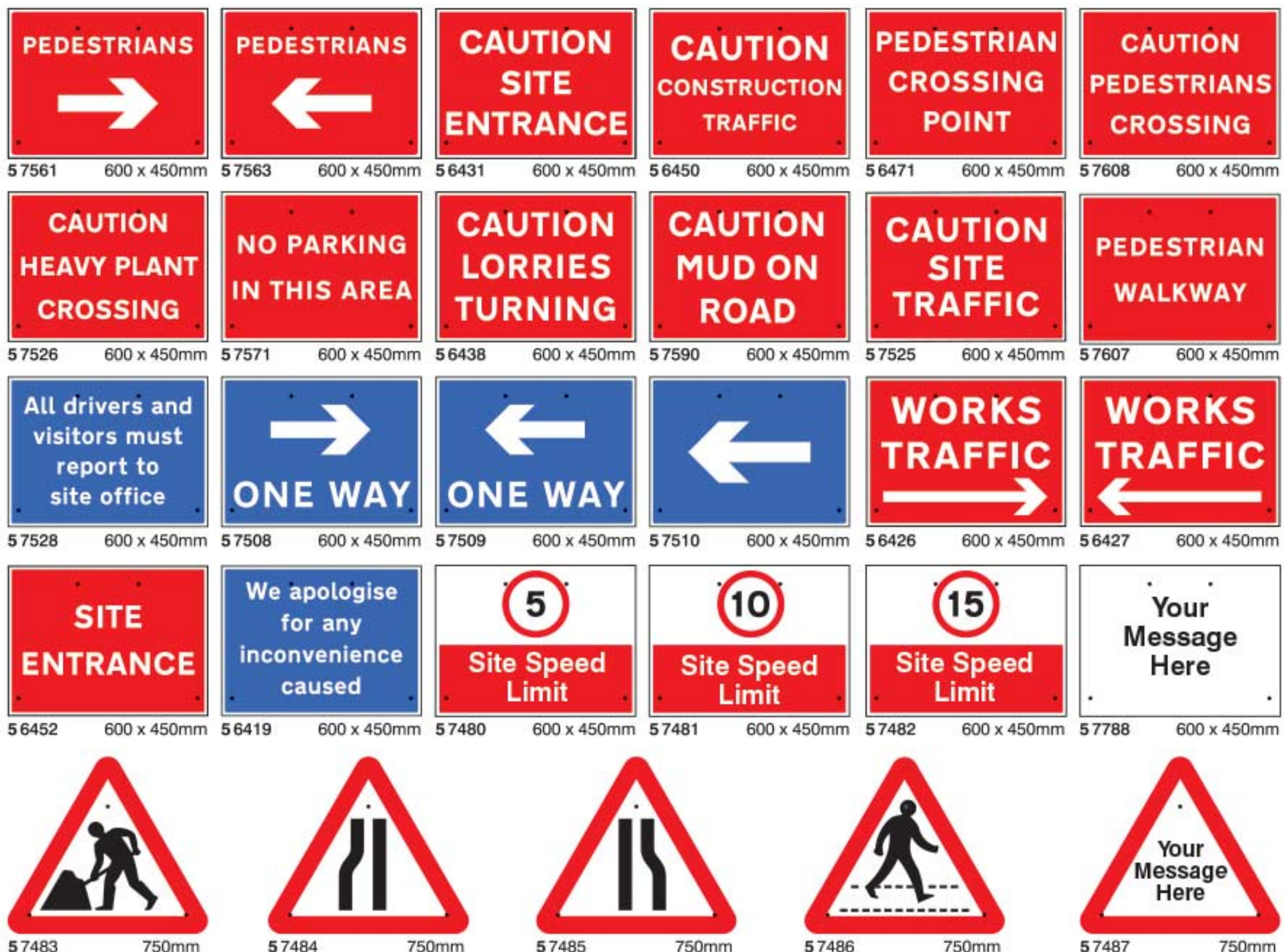
### Leg Extension Kit

3 x Extension legs with wing nuts  
Attach to frame when extra height is required  
5 7471



## Signs for Re-Flex Frames

- 3mm Polypropylene with RA1 Engineering Grade Reflective Face
- Pre-drilled for easy fixing

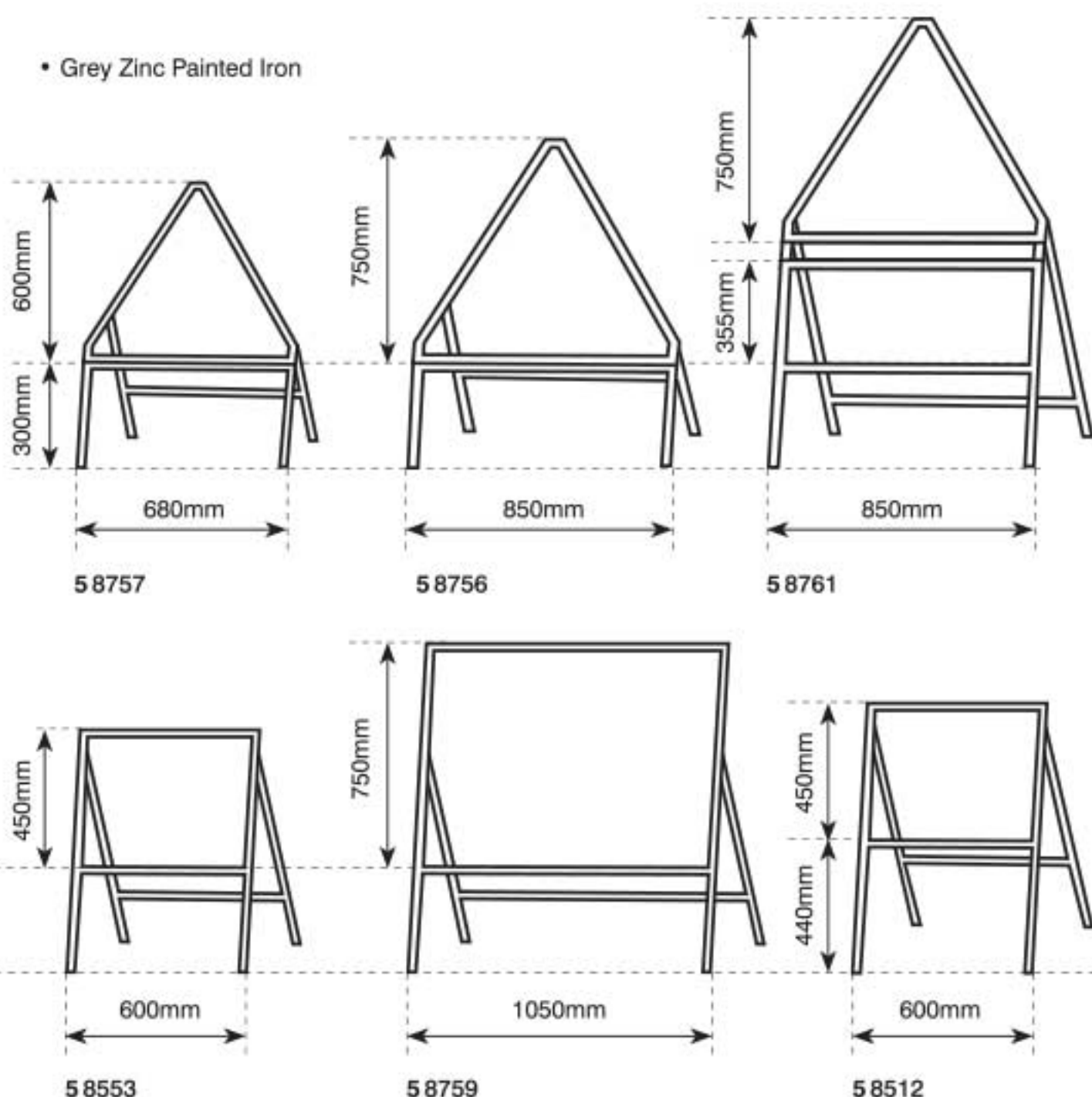




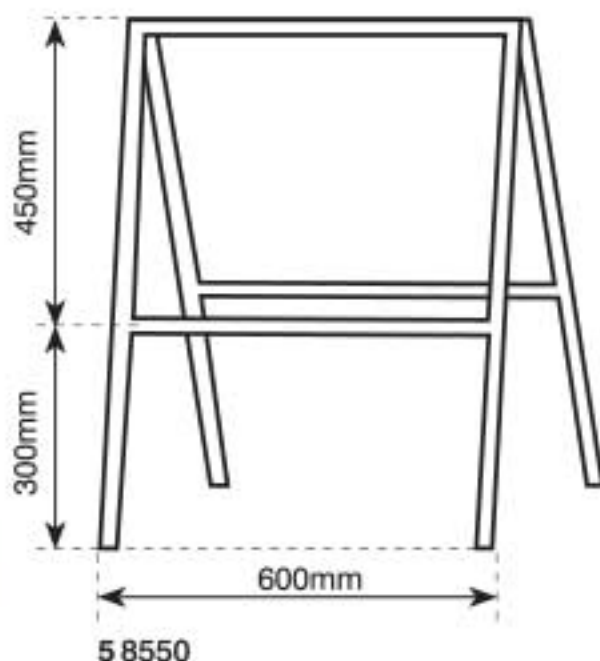
## Sign Frames

### Single Sided Sign Frames

• Grey Zinc Painted Iron



### Double Sided Frames



### Road Frame Clip



Keep your signs securely inside the frame with our Road Frame Clips.

Zinc plated steel for protection against corrosion.

A minimum of 4 clips per frame is recommended.

58755

### Posts and Post Fixing

• See pages 128 - 129 for more sign fixing options

#### Grey Steel Posts



Grey painted steel pole for sign attachment available in a range of different lengths and diameters.

Grey Steel		Grey Steel	
76mm x 3.6m	5 8684	50mm x 3m	5 8769
76mm x 2.5m	5 8675	50mm x 2.5m	5 8676
76mm x 1.75m	5 8688	50mm x 1.5m	5 8800

#### Anti-Rotational Post



No more site visits to straighten twisted signs. This post prevents signs being rotated. It accepts standard clips, base plates and external caps.

Grey Steel
3m x 76mm dia (30mm galvanised flat front)
5 8683

#### Post Caps



Grey plastic cap which fits onto the end of a post for a professional looking finish.

Grey Plastic	Grey Plastic
50mm Diameter	76mm Diameter
5 8750	5 8685

#### Tamtorque and Tamtorque Driver



Tamtorque sign fixing clamps have been designed for clamping signs to all types of posts. They give a quick and reliable fix to round, square or hexagonal posts every time. It removes the need to cut the band to size and therefore have no sharp edges which can snag or cut. Unlike other banding systems, the tamtorque clamp can be easily reused or readjusted. Tamtorque clamps are manufactured from high strength stainless steel and have a hardened tamper resistant screw with a unique recessed seven sided socket. This means that they can only be tightened or released with a special Tamtorque driver. An auto locking safety buckle ensures the free end of the band is safely tidied away.

Stainless Steel
70-100mm Dia Post
5 8772

Stainless Steel
100-130mm Dia Post
5 8774

Stainless Steel
130-190mm Dia Post
5 8778

Stainless Steel
190-250mm Dia Post
5 8780

Tamtorque
Driver
5 8770



## RA1 Zintec Reflective Traffic Signs

How well signs are seen dictates how drivers react. That's why the brightness and clarity of signage is so important. These range of traffic signs are manufactured using engineering grade (Class RA1) reflective sheeting applied on to 20/22 gauge Zintec plate. Traffic management signs for use with road sign frames as shown on page 104.



Class RA1 600x450mm 1050 x 750mm Fig. 7018 5 7950 5 7901	Class RA1 600x450mm 1050 x 750mm Fig. 7018 5 7951 5 7902	Class RA1 600x450mm 1050 x 750mm Fig. 7018 5 7952 5 7903	Class RA1 600x450mm 1050 x 750mm Fig. 7010.1 5 7956 5 7907	Class RA1 600x450mm 1050 x 750mm Fig. 7010.1 5 7957 5 7908	Class RA1 600x450mm 1050 x 750mm Fig. 7014 5 7958 5 7909
Class RA1 600x450mm 1050 x 750mm Fig. 2702 5 7953 5 7904	Class RA1 600x450mm 1050 x 750mm Fig. 2702 5 7954 5 7905	Class RA1 600x450mm 1050 x 750mm Fig. 2702 5 7955 5 7906	Class RA1 600x450mm 1050 x 750mm Fig. 7011 5 7962 5 7913	Class RA1 600x450mm 1050 x 750mm Fig. 7301 5 7963 5 7914	Class RA1 600x450mm 1050 x 750mm Fig. 7010.1 5 7964 5 7915
Class RA1 600x450mm Fig. 7010.1 5 7959	Class RA1 600x450mm 1050 x 750mm Fig. 7010.1 5 7960 5 7911	Class RA1 600x450mm 1050 x 750mm Fig. 7010.1 5 7961 5 7912	Class RA1 600x450mm 1050 x 750mm Fig. 7302 5 7965 5 7916	Class RA1 600x450mm 1050 x 750mm Fig. 511 5 7966 5 7917	Class RA1 600x450mm 1050 x 750mm Fig. 511 5 7967 5 7918
Class RA1 Fig. 562 600mm 750mm 5 8071 5 7920	Class RA1 Fig. 554 600mm 750mm 5 8073 5 7922	Class RA1 Fig. 7001 600mm 750mm 5 8075 5 7924	Class RA1 Fig. 557 600mm 750mm 5 8074 5 7923	Class RA1 Fig. 610 750 x 750mm 5 7946	

### Custom RA1 Zintec Signs

Please advise your custom message when ordering custom RA1 Zintec Signs.




Class RA1 600 x 450mm 1050 x 750mm 5 8205 5 8204	Class RA1 600mm 750mm 5 8207 5 8206
--	---

## RA1 Zintec Supplementary Plates

Class RA1 Fig. 7000.1 850 x 355mm 5 7929	Class RA1 Fig. 7000.1 850 x 355mm 5 7930	Class RA1 Fig. 7000.1 850 x 355mm 5 7934	Class RA1 Fig. 7000.1 850 x 355mm 5 7935	Class RA1 Fig. 7000.1 850 x 355mm 5 7948

### Custom Supplementary Plates

Please advise your custom message when ordering custom supplementary plates.



Class RA1 850 x 355mm 5 8069
------------------------------------

For use with frames 5 8761 (see page 104) - Additional plates are available on request.

## Lollipop Signs



Composite reflective sign on a 1500mm collapsible pole. Ergonomic handle, rubber feet and storage bag.

Ultra compact, unique one-piece folding design.

Description	Diameter	Material	Pole Length	Code
Stop / Go	600mm	Reflective Composite	1500mm	5 8089
Stop - Works	450mm	Reflective Composite	1500mm	5 8090
Stop - Children	450mm	Reflective Composite	1500mm	5 8091

Class	Reflective Material	Material	Usage
RA1	Engineer Grade: Lower reflectivity level sheeting, lower cost	20/22 Gauge Zintec Plating / 3mm Traffic: Aluminium Composite	Temporary Traffic Signs
R2	High Intensity Prismatic: Retains a high reflectivity level over time	3mm Traffic Dibond: Aluminium Composite	Permanent Traffic Signs (CE-Marked)



## Fold-Up Signs

### Fold-Up Road Signs

Designed specifically for short to medium term work-zones, they are compact and easy to store and transport when collapsed. Tripods are manufactured from rust-proof aluminium and all metalwork has bright zinc plating to prevent corrosion. Sign faces are constructed from reinforced grey PVC back panels with a reflective material protected by a clear PVC top layer for additional durability. Signs have a ground clearance of 300mm, as specified by UK Road Sign legislation. Special panels can be manufactured on request.



#### Triangular Signs

One piece unit



Size 600mm  
750mm  
Code 5 6555  
5 7645

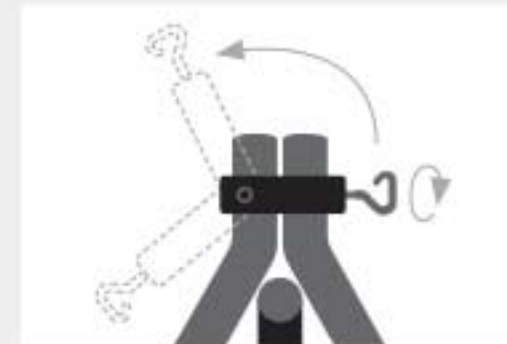


Size 600mm  
750mm  
Code 5 7634  
5 7646



Size 600mm  
750mm  
Code 5 6556  
5 7647

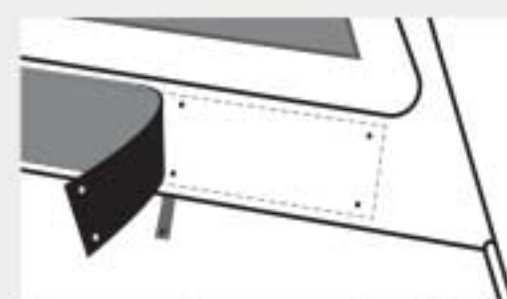
#### Triangular



The shackle at the top of the tripod locks front legs open and keeps the signface taut



The press stud strap holds the sign face neatly when rolled up for easy transportation and storage



Six rustproof press-studs enable easy fixing of interchangeable supplementary text or variants

#### Triangular Signs with Supplementary Text



Size 600mm  
750mm  
Code 5 6545  
5 7642



Size 600mm  
750mm  
Code 5 7600  
5 7635



Size 600mm  
750mm  
Code 5 7638  
5 7639

Supplementary Text - Rust proof press studs - Create your own supplementary plate by using code 5 7682

**End**  
5 6546

**Grass cutting**  
5 6547

**Overhead Works**  
5 6548

**Tree cutting**  
5 6550

**Hedge cutting**  
5 6551

**Road sweeping**  
5 6553

**Gully emptying**  
5 6554

**Your Message**  
5 7682

#### Rectangular Signs

Two piece unit



600 x 450mm  
5 7680



Includes reversible arrow  
600 x 450mm  
5 7628



600 x 900mm  
5 7678



600 x 900mm  
5 7679



900 x 600mm  
5 7630



900 x 600mm  
5 7748

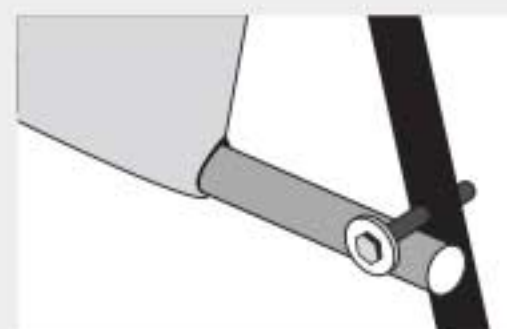


1050 x 750mm  
5 6558

#### Rectangular / Circular



At the top of the sign panel there is a concealed hook on springs which provides tension to keep the sign taut.



The bar at the bottom of the sign panel extends to hook under the spacer bolts on the front legs of the tripod.



A hook on the back leg of the tripod enables a ballast to be used in volatile conditions

#### Circular Signs

Two piece unit



600mm Dia  
5 7631



600mm Dia  
5 7661



750mm Diameter  
Reversible Arrow  
5 7681



## Reflective Cone Signs

- Reflective Polypropylene
- For use on 750mm / 1000mm traffic cones (not included)
- Supplied flat to reduce storage space requirement
- Lightweight



600 x 450mm  
5 8082



600 x 450mm  
5 8081



600 x 450mm  
5 8080



600 x 450mm  
5 8086



600 x 450mm  
5 8085



600 x 450mm  
5 7659



600 x 450mm  
5 7652



600 x 450mm  
5 7651



600 x 450mm  
5 8084



600 x 450mm  
5 7658



600 x 450mm  
5 8208



600 x 450mm  
5 8209



600 x 450mm  
5 8210



600 x 450mm  
5 8211



600 x 450mm  
5 8212



750mm  
5 7653



750mm  
5 7654



750mm  
5 7655



750 x 750mm  
5 7656



750 x 750mm  
5 7657

### Custom Made Cone Signs

To customise these signs simply quote the relevant code and supply the message or image that you require when ordering.



Reflective Polypropylene  
600 x 450mm  
5 8079



Reflective Polypropylene  
750mm  
5 8078

## Vehicle Warning Triangle

High visibility collapsible warning triangle to warn road users of a breakdown or hazard.

Supplied in robust storage case (460 x 160 x 35mm)

5 7799



## Traffic Cones

Available in a choice of 3 sizes, can be stacked to save space.

Manufactured from recycled materials. Supplied complete with a reflective sleeve. These cones conform to BS EN 13422:2004.

Height	Code
500mm	5 7663
750mm	5 7664
1000mm	5 7665



## Chapter 8 Roll-up Sign Kit

Compact and lightweight pack of eight reflective roll-up signs, as required for road works under Chapter 8 of The Traffic Signs Manual. This kit saves significant space and weight compared to traditional rigid signs and frames as it is supplied in two storage bags for ease of transportation. The kit also includes site layout guidance from the "Safety at Street Works" Red Book.

- Wind Tunnel Tested to 60mph
- Weight: 30kg (3.7kg per sign)
- Storage Dimensions (HxWxD): 500 x 1500 x 300mm

Kit includes tripods and the following 750mm signs:

2 x Men at Work	2 x Men at Work - End
1 x Road Narrows Offside	1 x Road Narrows Nearside
1 x Keep Left	1 x Keep Right

5 7669





## Site Traffic

### Non-Reflective Site Traffic Signs



1 7567 N

1 7504 N

6 7504 N

1 7503 N

6 7503 N

1 7502 N

6 7502 N

1 7501 N

6 7501 N

1 7546 N

6 7546 N

1 7547 N

6 7547 N

1 7719 N



1 7556 N

6 7556 N



1 7545 N



1 7544 N

6 7544 N



1 7557 N



1 7505 N

6 7505 N



1 7555 N



1 7506 N

6 7506 N

We will supply this sign showing your selected height in both metres and feet



1 7507 N

6 7507 N



1 7551 N



1 7554 N



1 7550 N

6 7550 N



1 7549 N

6 7549 N



1 7553 N



1 7559 N



1 7511 N

6 7511 N



1 7508 K Q

6 7508 K Q



1 7509 K Q

6 7509 K Q



1 7514 Q

6 7514 Q



1 7515 Q

6 7515 Q



1 7512 Q

6 7512 Q



1 7513 Q

6 7513 Q



1 7524 Q



1 7543 Q



1 7523 Q



1 7516 Q



1 6419 Q



1 7522 Q



1 7528 Q

6 7528 Q



1 7510 K Q

6 7510 K Q



1 5432 K Q



1 7591 Q



1 7499 K Q



1 7500 K Q



1 7612 Q



1 6417 Q M



1 6434 Q



1 6450 Q



1 6451 Q



1 6462 Q



1 7529 Q



1 6475 Q



1 6476 Q



1 6477 Q



1 7531 K



1 6412 K Q



1 7594 K



1 7595 K



1 7596 K



1 7597 K



1 7592 K Q



1 6440 P



# Non-Reflective Site Traffic Signs

					
1 7527  6 7527 	1 6426 	1 6427 	1 7624 	1 7520 	1 7584 
					
1 7666 	1 7525  6 7525 	1 6437  6 6437 	1 6452  6 6452 	1 7526  6 7526 	1 6431  6 6431 
					
1 6438  6 6438 	1 6470  6 6470 	1 7519  6 7519 	1 6432 	1 7668  6 7668 	1 7590 
					
1 7570  	1 7518  6 7518 	1 7517  6 7517 	1 7571   6 7571 	1 7610 	1 6430 
					
1 7541 	1 7569  6 7569 	1 7615 	1 7521  6 7521 	1 7617  6 7617 	1 7618 
					
1 7667  6 7667 	1 7749  6 7749 	1 7607  6 7607 	1 7561  6 7561 	1 7563  6 7563 	1 7609  6 7609 
					
1 7562 	1 7564 	1 6471  6 6471 	1 6472 	1 7608  6 7608 	1 6453 
					
1 7623 	1 7622 	1 7542  	1 1743   6 1743 	1 7611 	1 3221 

Material Codes				Landscape			Portrait Sizes
1 Rigid Plastic	3 Photolum Rigid Plastic	5 Miscellaneous	7 Polycarbonate	 400 x 300mm	 400 x 400mm	 600 x 450mm	 450 x 600mm
2 Self Adhesive Vinyl	4 Photolum Self Adhesive	6 Aluminium	8 Quick Fix	 600 x 200mm	 600 x 400mm	Custom sizes are available	



## Construction Site Safety Signs

It is important to understand the messages given to you by construction site safety signs, they are displayed to deliver a clear health and safety message. Failing to abide by a sign could result in the loss of your job, or even a life. The signs come in many forms, from the site hoarding and entrance points, to way guidance and will often consolidate several key safety messages onto one site safety board to avoid excessive sign clutter. Construction site safety signs are there for a reason. They deliver important information to warn of hazards to watch out for or requirements that must be followed.

### Site Safety Signs



1 6412 K Q



1 6439 K Q



1 6445 Q



1 6419 Q



1 6218 G M  
2 6218 G M



1 6217 G M  
2 6217 G



1 6464 Q



1 6404 M P Banner with Eyelets  
2 6404 M P 1270 x 610mm  
7 6404 M P 5 5087  
8 6404 M P Fluted Polypropylene  
600 x 400mm  
Includes Company Logo  
5 5785



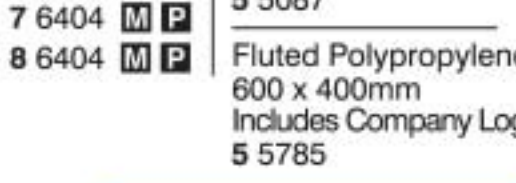
1 6457 G M



1 6215 G M P



1 6464 Q



1 6216 G M



1 6223 G M  
2 6223 G



1 6222 M  
2 6222 M



1 6429 M  
2 6429 M



1 6216 G M  
2 6216 G M  
8 6216 G M

### Mandatory Site Safety Signs



1 5232 G M  
2 5232 G M  
8 5232 G



1 5003 G M E K  
2 5003 G M E K  
8 5003 G E



1 5216 M E K P Floor Graphic  
2 5216 M E K 400 x 600mm  
6 5216 M 5 8820  
7 5216 M  
8 5216 G E



1 5010 G M E K P  
2 5010 G M E K  
8 5010 G K



1 5018 G M E K P Floor Graphic  
2 5018 G M E 400 x 600mm  
5 8730



1 6401 M P  
7 6401 M



1 5221 G M  
2 5221 G M



1 1632 F G M N  
2 1632 F G M N



1 5019 E K P  
2 5019 E K  
6 5019 P



1 6236 P  
8 6236 P



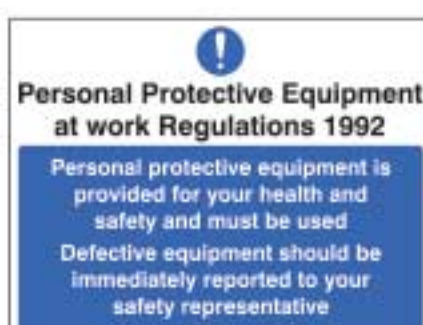
1 6229 P  
6 6229 P



1 6402 M P Scaffold PVC Banner  
1270 x 1270mm  
5 5115



1 6411 K Q



1 5210 E K  
2 5210 E K



1 5235 K  
2 5235 K  
8 5235 K



1 5486 M P

#### Mandatory Signs

For our full range of mandatory PPE signage please see page 36 (or call us for a quote if you cannot find the required message).



## Warning Site Safety Signs

 <p><b>Danger</b> Men at work</p> <p>1 4201 <b>GM</b> <b>P</b>   Self Adhesive 2 4201 <b>GM</b>   A4 (210 x 297mm) 5 8377</p> <p>Rigid Plastic A4 (210 x 297mm) 5 8376</p>	 <p><b>Danger</b> Demolition work in progress</p> <p>1 6403 <b>M</b> <b>P</b> 2 6403 <b>M</b></p> <p>PVC Banner 1270 x 610mm 5 5088</p>	 <p><b>Warning</b> Battery charging in progress</p> <p>1 4211 <b>GM</b> <b>E</b> <b>K</b> 2 4211 <b>GM</b> <b>E</b> <b>K</b></p> <p>Projecting Sign A4 (210 x 297mm) 5 4301</p>	 <p><b>Danger</b> Vehicles unloading</p> <p>1 4244 <b>K</b> <b>P</b></p>	 <p><b>Danger</b> Scaffolding incomplete</p> <p>1 6442 <b>P</b></p>
 <p><b>Danger</b> Risk of falling</p> <p>1 4494 <b>GM</b> 2 4494 <b>GM</b> 8 4494 <b>G</b></p>	 <p><b>Warning</b> Hazardous area</p> <p>1 4240 <b>GM</b> 2 4240 <b>GM</b> 8 4240 <b>G</b></p>	 <p><b>Warning</b> Welding in progress</p> <p>1 4497 <b>GM</b> 2 4497 <b>GM</b> 8 4497 <b>G</b></p>	 <p><b>Warning</b> Construction site</p> <p>Rigid Plastic A4 (210 x 297mm) 5 8360</p> <p>Self Adhesive A4 (210 x 297mm) 5 8361</p>	
 <p><b>Danger</b> Men working overhead</p> <p>1 4202 <b>GM</b> <b>P</b> 2 4202 <b>GM</b></p>	 <p><b>Warning</b> Beware of moving vehicles</p> <p>1 6459 <b>GM</b> 2 6459 <b>GM</b></p>	 <p><b>Warning</b> Fragile roof</p> <p>1 4261 <b>GM</b> <b>E</b> <b>K</b> <b>P</b> 2 4261 <b>GM</b> <b>E</b> <b>K</b> <b>P</b> 8 4261 <b>GE</b></p>	 <p><b>Danger</b> Falling objects</p> <p>1 6456 <b>GM</b></p> <p>Banner 1270 x 610mm 5 6456</p>	
 <p><b>Danger</b> Men working below</p> <p>1 4203 <b>GM</b> <b>P</b></p>	 <p><b>Danger</b> Men working on plant</p> <p>1 4245 <b>GM</b></p>	 <p><b>Warning</b> Site traffic</p> <p>1 6460 <b>GM</b></p>	 <p><b>Warning</b> It is dangerous and illegal to operate machines without the proper guards in position</p> <p>2 4262 <b>G</b></p>	
 <p><b>Warning</b> Stand clear of suspended loads</p> <p>1 4250 <b>GM</b></p>	 <p><b>Warning</b> Look out for overhead loads</p> <p>1 6418 <b>GM</b> <b>P</b> 2 6418 <b>G</b></p>	 <p><b>Warning</b> Overhead crane</p> <p>1 6455 <b>GM</b> 2 6455 <b>G</b></p>	 <p><b>Caution</b> Ramp</p> <p>1 4257 <b>GM</b> <b>P</b> 2 4257 <b>G</b></p>	
 <p><b>Danger</b> Deep excavations</p> <p>1 4204 <b>GM</b> <b>Q</b> <b>P</b> 2 4204 <b>GM</b></p>	 <p><b>Danger</b> Open pit</p> <p>1 6503 <b>GM</b> 2 6503 <b>GM</b></p>	 <p><b>Warning</b> Danger of crushing</p> <p>1 3666 <b>GM</b> 2 3666 <b>GM</b></p>	 <p><b>Danger</b> Test area</p> <p>1 4230 <b>G</b> 2 4230 <b>G</b></p>	
 <p><b>Danger</b> Quarry workings</p> <p>1 4232 <b>GM</b></p>	 <p><b>Danger</b> Open manhole</p> <p>1 6454 <b>GM</b></p>	 <p><b>Caution</b> Arc welding</p> <p>1 4212 <b>GM</b> <b>E</b> <b>K</b> 2 4212 <b>G</b></p>	 <p><b>Danger</b> Asbestos hazard</p> <p>1 4409 <b>GM</b> <b>P</b> 2 4409 <b>GM</b></p>	
 <p><b>Caution</b> High noise level</p> <p>1 5220 <b>GM</b> 2 5220 <b>GM</b></p>	 <p><b>Caution</b> Never operate this machine without the proper guards in position</p> <p>1 4264 <b>G</b> 2 4264 <b>G</b></p>	 <p><b>Caution</b> Pedestrians</p> <p>1 4493 <b>GM</b> 2 4493 <b>GM</b></p>	 <p><b>Danger</b> Tipping exclusion zone</p> <p>1 4518 <b>GM</b> 2 4518 <b>GM</b></p>	

## Prohibition Site Safety Signs

 <p><b>No unauthorised persons allowed beyond this point</b></p> <p>1 3202 <b>GM</b> <b>E</b> <b>K</b> <b>P</b>   Floor Graphic 2 3202 <b>GM</b> <b>E</b> <b>K</b> <b>P</b>   400 x 600mm 8 3202 <b>GEK</b>   5 8740</p>	 <p><b>No exit</b></p> <p>1 3215 <b>GEK</b>   PVC Banner 2 3215 <b>GEK</b>   1270 x 610mm 5 3215</p>	 <p><b>Scaffolding incomplete Do not use</b></p> <p>1 6443 <b>P</b></p>	 <p><b>Do not alter or adapt any scaffold on site without prior official approval</b></p> <p>1 3645 <b>K</b> <b>P</b></p>	 <p><b>Access forbidden to all unauthorised persons</b></p> <p>1 3212 <b>E</b> <b>K</b> 2 3212 <b>E</b> <b>K</b> 8 3212 <b>E</b> <b>K</b></p>
 <p><b>Children must not play on this site</b></p> <p>1 6405 <b>M</b> <b>P</b> 2 6405 <b>P</b></p>	 <p><b>No vehicles beyond this point</b></p> <p>1 3217 <b>GM</b> <b>P</b></p>			

Material Codes				Landscape Sizes			
1 Rigid Plastic	5 Miscellaneous	E 200 x 150mm	K 400 x 300mm	P 600 x 400mm	E 150 x 200mm	K 300 x 400mm	
2 Self Adhesive Vinyl	6 Aluminium	F 200 x 200mm	M 600 x 200mm	Q 600 x 450mm	H 250 x 300mm	P 400 x 600mm	
3 Photoluminescent Rigid Plastic	7 Polycarbonate	G 300 x 100mm	N 400 x 400mm	Custom sizes are available - ask for more information			
4 Photoluminescent Self Adhesive	8 Quick Fix						






[illegible]

Select a site safety board template that best accommodates your needs. (e.g. 5 8047)

Select appropriate messages from the following. You can include alternative sign messages found throughout this catalogue by choosing option P.

To: [info@example.com](mailto:info@example.com)  
 Cc:  
 Subject: S 8047 Construction Site Safety Board  
 [Logo.pdf \(2.3 KB\)](#)

Good Afternoon, can we please have a personalized S 8047 construction site safety board.  
 The eight signs we would like are: L, U, A, B, G, D, C, H

Please see attached for our logo. Could you also add this text: "Project Manager: Thomas Kilpatrick"

Kind Regards



## Site Safety Boards

Choose from our standard range of site safety boards or add company branding and contact details for a personalised version.



Without Branding  
5mm Foam PVC  
600 x 900mm  
5 8035

With Branding  
5mm Foam PVC  
600 x 1200mm  
5 8022



Without Branding  
5mm Foam PVC  
1200 x 900mm  
5 8037

With Branding  
5mm Foam PVC  
1200 x 1200mm  
5 8027



Example of 5 8027 with company branding and contact details.



Without Branding  
5mm Foam PVC  
900 x 1000mm  
5 8031

With Branding  
5mm Foam PVC  
900 x 1200mm  
5 8025

Fluted Polypropylene  
1220 x 1220mm  
5 5800



Without Branding  
3mm Foam PVC  
900 x 1000mm  
5 8097

With Branding  
3mm Foam PVC  
1200 x 1220mm  
5 8098

5mm Foam PVC  
900 x 1000mm  
5 8038

5mm Foam PVC  
1200 x 1200mm  
5 8028

Fluted Polypropylene  
1220 x 1200mm  
5 5798



Without Branding  
5mm Foam PVC  
600 x 900mm  
5 8036

With Branding  
5mm Foam PVC  
600 x 1200mm  
5 8023

## Lost Time Accident Boards

Lost Time Accident Boards show the number of days since an on-site accident was recorded. These displays are the perfect solution for construction sites to communicate their excellent track record for safety. Supplied with 2 sets of rigid PVC numbers to slide into the board's acrylic holders allowing you to update the display daily. Alternative designs and messages can be created, please ask for a quote.



Without Branding  
5mm Foam PVC  
900 x 600mm  
5 8033

With Branding  
5mm Foam PVC  
900 x 700mm  
5 8032



With Branding  
5mm Foam PVC  
700 x 900mm  
5 8053



Our Lost time accident boards come with two sets of slide in numbers.

0	1	2	3	4
5	6	7	8	9





## Site Safety Boards

## SITE SAFETY

Under the Health and Safety at Work Act 1974 all persons entering this site must comply with all regulations under this act. All visitors must report to the site office and obtain permission to proceed onto the site or any work area. Safety signs and procedures must be observed and personal protection and safety equipment must be used at all times.



Construction work in progress. Parents are advised to warn children of the dangers of entering this site.



Safety helmets must be worn



Protective footwear must be worn



High visibility jackets must be worn



Unauthorised entry to this site is strictly forbidden

1 6447 W

Fluted Polypropylene  
1220 x 1220mm 55794

## SITE SAFETY

Under the Health and Safety at Work Act 1974 all persons entering this site must comply with all regulations under this act. All visitors must report to the site office and obtain permission to proceed onto the site or any work area. Safety signs and procedures must be observed and personal protection and safety equipment must be used at all times.



Construction work in progress. Parents are advised to warn children of the dangers of entering this site.



Safety helmets must be worn



Protective footwear must be worn



Unauthorised entry to this site is strictly forbidden

1 6413 W

## SITE SAFETY

Under the Health and Safety at Work Act 1974 all persons entering this site must comply with all regulations under this act. All visitors must report to the site office and obtain permission to proceed onto the site or any work area. Safety signs and procedures must be observed and personal protection and safety equipment must be used at all times.



Construction work in progress. Parents are advised to warn children of the dangers of entering this site.



Safety helmets must be worn



High visibility jackets must be worn



Unauthorised entry to this site is strictly forbidden

1 6420 W

Fluted Polypropylene  
1220 x 1220mm 55796

## SITE SAFETY

Under the Health and Safety at Work Act 1974 all persons entering this site must comply with all regulations under this act. All visitors must report to the site office and obtain permission to proceed onto the site or any work area. Safety signs and procedures must be observed and personal protection and safety equipment must be used at all times.



Warning Dangerous site



All visitors must report to the site office



Approved personal protective equipment must be worn



No unauthorised access

1 6416 W

Fluted Polypropylene  
1220 x 1220mm 55793

## SITE SAFETY

Under the Health and Safety at Work Act 1974 all persons entering this site must comply with all regulations under this act. All visitors must report to the site office and obtain permission to proceed onto the site or any work area. Safety signs and procedures must be observed and personal protection and safety equipment must be used at all times.



Construction work in progress. Parents are advised to warn children of the dangers of entering this site.



Safety helmets must be worn



Unauthorised entry to this site is strictly forbidden

1 6414 W

Fluted Polypropylene  
900 x 600mm 56388

## SITE SAFETY



Heavy plant and machinery operate on this site



Vehicles must not enter the site without the authority of the site supervisor



Unsupervised reversing in and out of site is strictly forbidden



Speed and parking restrictions must be observed

1 6415 W

Fluted Polypropylene  
900 x 600mm 56389

## SITE SAFETY

All visitors and contractors must report to site office to receive a site induction



High visibility jackets must be worn



Protective footwear must be worn



No unauthorised access



Any person caught pilfering or causing damage on this site will be liable for prosecution



Maximum site speed

1 6597 W

## SITE SAFETY

Under the Health and Safety at Work Act 1974 all persons entering this site must comply with all regulations under this act. All visitors must report to the site office and obtain permission to proceed onto the site or any work area. Safety signs and procedures must be observed and personal protection and safety equipment must be used at all times.



Safety helmets must be worn at all times



Safety footwear must be worn at all times



High visibility clothing must be worn at all times



Vehicles must not enter the site without the authority of the site supervisor



Unsupervised reversing in and out of site is strictly forbidden



Maximum site speed

1 6596 W



## Site Starter Packs

- Comprised of the most commonly used construction signs
- Each pack is supplied in an easy to store outer wrap
- Easy and economical way of purchasing construction site signs
- All signs made from Rigid Plastic



### Pack 1 5 6390 • (9 signs)



600 x 200mm



600 x 450mm



### Pack 2 5 6391 • (7 signs)



300 x 100mm



400 x 300mm



900 x 600mm

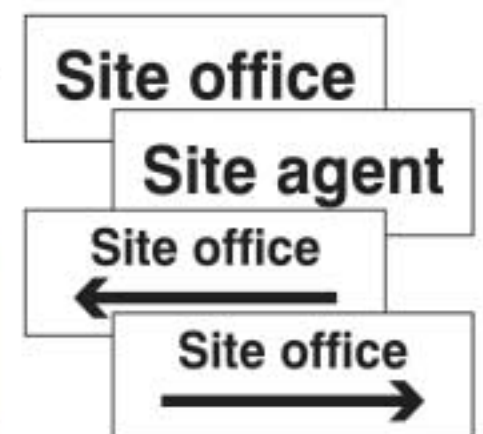
### Pack 3 5 6392 • (7 signs)



900 x 600mm



400 x 300mm



300 x 100mm

### Pack 4 5 6393 • (5 signs)



900 x 600mm



900 x 600mm



400 x 600mm



400 x 300mm

### Pack 5 5 6678 • (7 signs)



400 x 400mm



600 x 450mm



600 x 400mm



900 x 600mm

#### Material Codes

1 Rigid Plastic 2 Self Adhesive Vinyl 5 Miscellaneous 6 Aluminium 7 Polycarbonate 8 Quick Fix

#### Landscape Sizes

W 900 x 600mm





## Information Boards & Courtesy Signs

Information boards will be delivered without a logo unless requested with order. If a logo is provided when ordering we will include it on the board free of charge.

**SITE SAFETY**

The following approved PPE must be worn on this site at all times

- Hard hat
- Goggles
- High visibility clothing
- Protective gloves
- Safety boots

! All visitors and delivery drivers must report to the site office

YOUR LOGO HERE

5mm Foam PVC  
600 x 900mm  
5 8051

**SITE SAFETY**

The following approved PPE must be worn on this site at all times

- Hard hat
- Goggles
- Mask
- High visibility clothing
- Protective gloves
- Safety boots

! All visitors and delivery drivers must report to the site office

YOUR LOGO HERE

5mm Foam PVC  
600 x 900mm  
5 8052

**SITE SAFETY**

The following approved PPE must be worn on this site at all times

- Hard hat
- High visibility clothing
- Protective gloves
- Safety boots

! All visitors and delivery drivers must report to the site office

YOUR LOGO HERE

5mm Foam PVC  
600 x 900mm  
5 8050

**SITE SAFETY RULES**

Follow the four c's of site safety!

**competence**  
Ensure you are fully trained for the task in hand and follow the relevant site safety procedures. If in doubt, ask your line manager.

**control**  
Take responsibility for the safety of yourself and your colleagues. Lead by example and be aware of the consequences of your actions.

**co-operation**  
Attend site induction and safety meetings to discuss safety issues & work together with management to create a safe working environment.

**communication**  
If you see a near miss or unsafe situation report your concerns immediately. Challenge your workmates to do the right thing.

! If you have doubts - ask your supervisor

5mm Foam PVC  
600 x 900mm  
5 6600

**SITE SAFETY RULES**

Whilst on this site I agree that I will:

- 1 Do everything I can to ensure I go home safe
- 2 Respect my colleagues and managers
- 3 Communicate positively with those around me
- 4 Challenge workmates to do the right thing
- 5 Present myself fit for duty & ready to do the best I can
- 6 Never take short cuts at the expense of safety
- 7 Lead by example and be proud of my work
- 8 Speak up if I see a near miss or something of concern
- 9 Help my workmates if I see they need help
- 10 Never forget rule number one

5mm Foam PVC  
600 x 900mm  
5 6599

**SITE SAFETY**

Are you wearing the correct colour of hard hat?

- Orange**  
Slinger or Signaller
- Black**  
Supervisors
- White**  
Site Manager or Competent Operatives
- Blue**  
All other staff and site visitors

! All helmets must meet British Standards BS EN 307

5mm Foam PVC  
600 x 900mm  
5 6679

## Courtesy Signs

Create a notification of street works with this bespoke courtesy sign. Supplied complete with four bungee ties (300mm) for easy fixing to barriers. Specify details when ordering: include text, layout and logo - as required.

YOUR LOGO

Permit number

**YOUR TEXT HERE**

**CONTACT DETAILS**

This work is due for completion on:

We apologise for any inconvenience caused during these essential works

Fluted Polypropylene  
810 x 610mm  
5 5138

Reflective Fluted Polypropylene  
810 x 610mm  
5 5139

## Induction Poster & Pocket Guide

**SITE SAFETY STARTS HERE**

Before you start work today, answer the questions below and take the appropriate actions

5mm Foam PVC  
600 x 900mm  
5 8054

Before you start work today, answer the questions below and take the appropriate actions, as follows:

**WE TAKE YOUR SAFETY SERIOUSLY**

**YOU SHOULD TOO!**

Laminated Card  
75 x 90mm - Pack of 10  
5 8055

(Reverse)



## Aluminium Roll Top Signs • 400 x 600mm

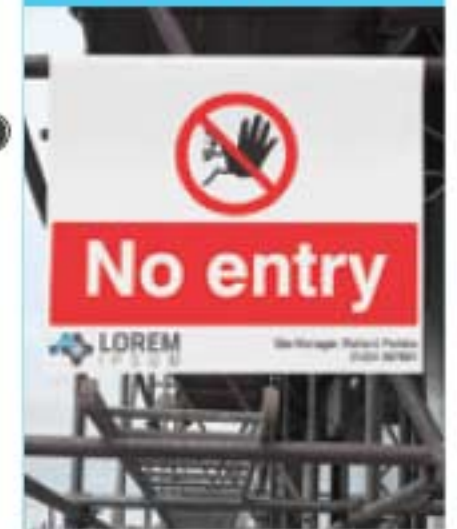
Manufactured from aluminium, durable roll top signs are designed to neatly hook over scaffolding and railings.



### Bespoke

We can create custom aluminium roll top signs using supplied images, text, design and can even include company logos. Contact us now for a quote.

Code	Description
5 6386	400 x 600mm



## Scaffold Banners • Stitched with loops • 440gsm PVC

Supplied with PVC fabric loops, allowing insertion of a scaffold tube to secure the banner. Excellent advertising opportunities for scaffold companies or to portray essential safety messages.



1270 x 1270mm 5 5114



1270 x 1270mm 5 5109  
1270 x 610mm 5 5099

### Bespoke

We can create custom scaffolding banners using supplied images, text, design and can even include company logos. Contact us now for a quote.

Code	Description
5 5109	1270 x 1270mm
5 5099	1270 x 610mm

Supplied complete with a clear PVC wallet (600 x 150mm) to display the relevant licence number. This allows the banner to be reused whilst showing the correct licence number at all times. Supplied with a removable rigid plastic insert.

Code	Description
5 5113	1270 x 1270mm



1270 x 1270mm 5 5115



1270 x 1270mm 5 5116



1270 x 1270mm 5 5113

## Scaffold Checks

Regular maintenance and scaffold inspections are vital to ensure that equipment remains safe and stable, especially after any adverse weather conditions. Using the Good to Go Safety Scaffold Check Book has never been easier and can reduce the risk of a costly scaffold collapse or accident. Simply attach the tag to the scaffold tube (at the point of entry) to ensure maximum visibility; complete the scaffolding checklist and you're good to go. See pages 125 - 127 for more information.

Duplicate copies of each completed checklist are retained within the check book, providing invaluable evidence of your Safe Equipment Management System in the event of an accident.



5 1319

5 1301

## Scaffold Tags

These double sided scaffold tie tags are ideal for highlighting important safety information and sign-offs. They are supplied in packs of 10, complete with 150mm nylon cable ties



Matt PVC  
80 x 150mm  
5 3444



Matt PVC  
80 x 150mm  
5 3445

## Ladder-Cade



Prevent access and raise awareness to dangerous ladders or scaffolding. Simply attach the banner to the ladder using cable ties to form a barrier with a clear safety message.

Perfect for quarantining faulty ladders.

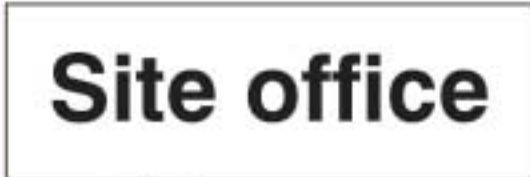
440gsm PVC Banner  
400 x 1270mm  
5 5140





Site Information Signs

Information Signs



1 6408 **G M**  
2 6408 **G M**  
8 6408 **G M**



1 6410 **G M**  
2 6410 **G M**  
8 6410 **G M**



1 6409 **G M**  
2 6409 **G M**  
8 6409 **G M**



1 7061 **G**  
2 7061 **G**  
8 7061 **G**



1 6436 **G M**  
2 6436 **G M**



1 6407 **G**  
2 6407 **G**



1 7053 **G L**  
2 7053 **G**



1 7051 **G L**  
2 7051 **G**



1 7046 **G L**  
2 7046 **G L**



1 6425 **G**  
2 6425 **G**



1 7566 **G M**



1 6446 **G M**  
2 6446 **G M**



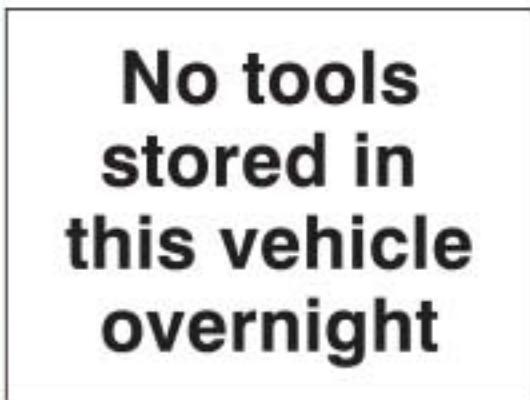
1 6421 **G**  
2 6421 **G**



1 6424 **G M**  
2 6424 **G M**



1 7018 **G L**  
2 7018 **G L**



2 1723 **E**



1 6435 **K**



1 6444 **K Q**



1 6406 **P**



1 6683 **K Q**  
2 6683 **K**



1 6684 **K Q**  
2 6684 **K**



1 6685 **K Q**  
2 6685 **K**



1 6686 **K Q**  
2 6686 **K**

Near Miss Stations



Take a proactive approach to improving site safety and ensure that all near misses and incidents are recorded and actioned upon with this 600 x 450mm station on 10mm foam PVC. Includes a suggestion box to store near miss tags (sold separately). Box can be removed for retrieval of completed tags.

10mm Foam PVC  
600 x 450mm  
5 6687

Suggestion Box



Fabricated in yellow polystyrene with a clear acrylic A5 sign holder on the front (insert your message of choice). The pocket behind the holder can be used to store your near miss tags. Sliding door at the rear gives access to remove the contents. The suggestion box is freestanding but can also be wall mounted.

Yellow Polystyrene with a Clear Acrylic front  
W 275 x H 275 x D 100mm with 145mm Wide Slot  
5 6689

Near Miss Tags

Allows near misses and incidents to be recorded and show the actions taken to eliminate repeat occurrences.

Front

NEAR MISS / INCIDENT REPORT	
Personnel	<input type="checkbox"/> Equipment <input type="checkbox"/> Other <input type="checkbox"/>
Location	
Brief Description of the Incident / Near Miss	
Date	Time
Reported By	Role
Suggested Action / Improvement	
Security Notes	
A - Critical	Confirmed as safety issue or requires action or improvement of standards/requirements
B - Major	Confirmed as safety issue or requires action
C - Minor	Confirmed as safety issue or requires action
D - Near Miss	Confirmed as safety issue or requires action

Reverse

NEAR MISS / INCIDENT ACTION	
Person taking Responsibility	
Estimated Completion Date	
Details of Action Taken	
Date	
Time	
Mark Request Number	
Confirms Feedback provided to Employee	
Confirms Action of Completion and Closed	

Matt PVC  
80 x 150mm  
Pack of 10  
5 6688




Fine Line  
Marker Pen  
5 3430



## Notice Boards



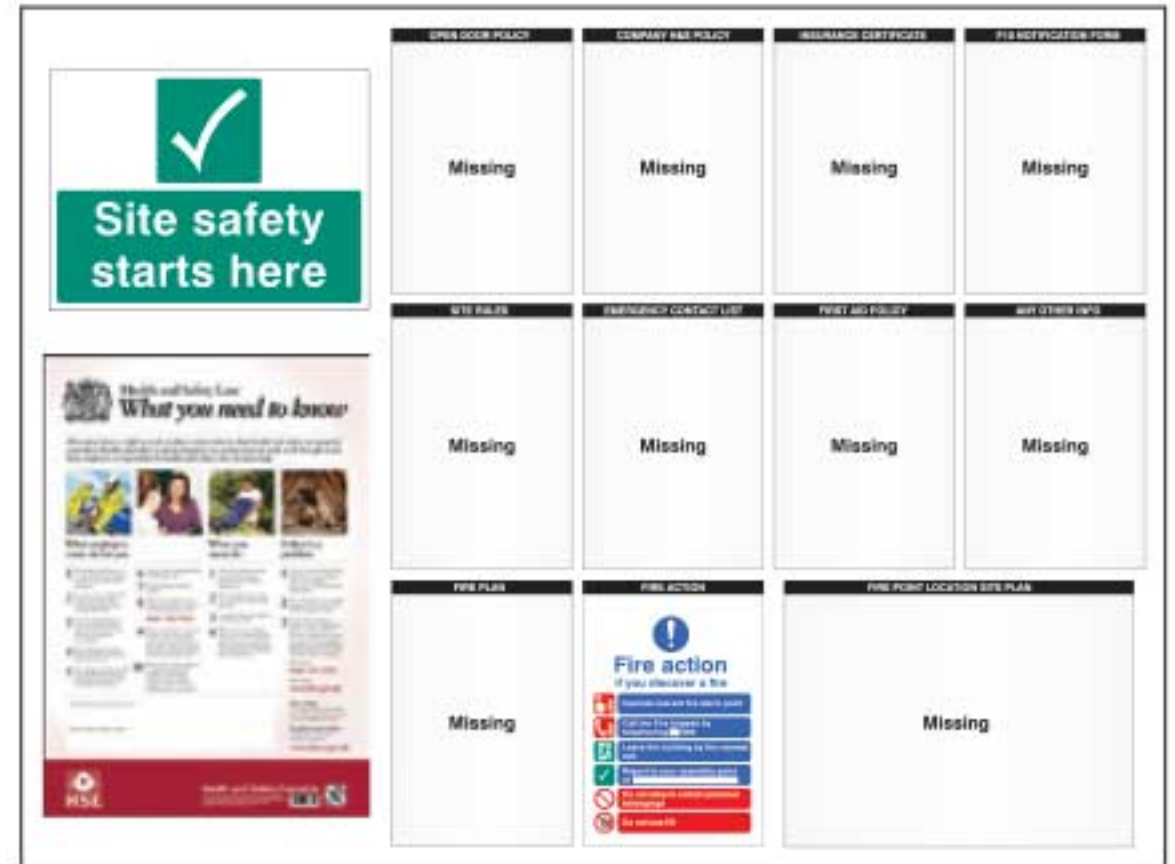
These large internal notice boards are manufactured from 5mm foam PVC and include clear document wallets to place relevant documentation inside. A Health & Safety Law Poster is also included on each board. Helps to ensure all employees and visitors are fully aware of site rules and procedures at all times. If documents are removed from the wallet a "Missing" message will be displayed. These boards can be easily drilled for wall mounting.



5mm Foam PVC  
1430 x 1075mm  
5 8178

### Document holders for:

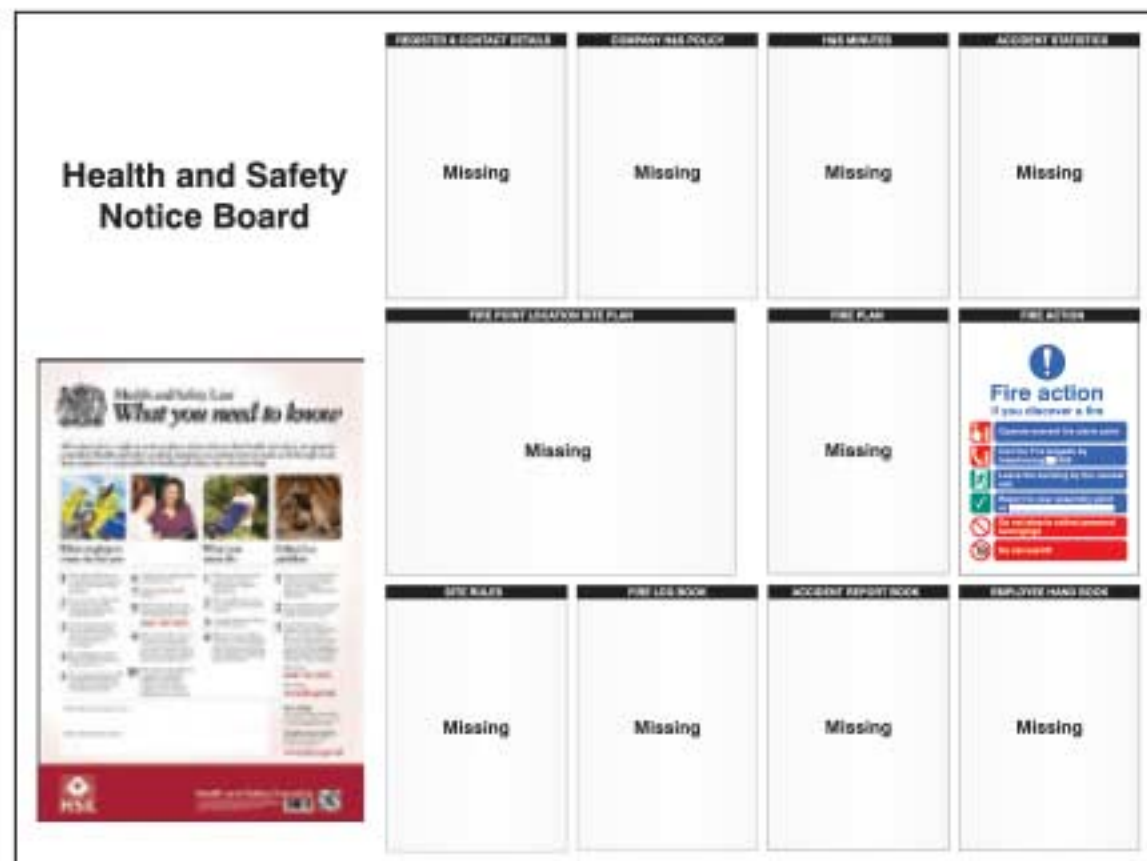
- Register & Contact Details
- Company H&S Policy
- Site Rules
- Insurance Certificate
- Work Permit
- Electrical Permit
- Confined Spaces Permit
- Working at Height Permit
- Hazardous Substances Permit
- Excavation Permit
- Asbestos
- Other



5mm Foam PVC  
1430 x 1075mm  
5 8021

### Document holders for:

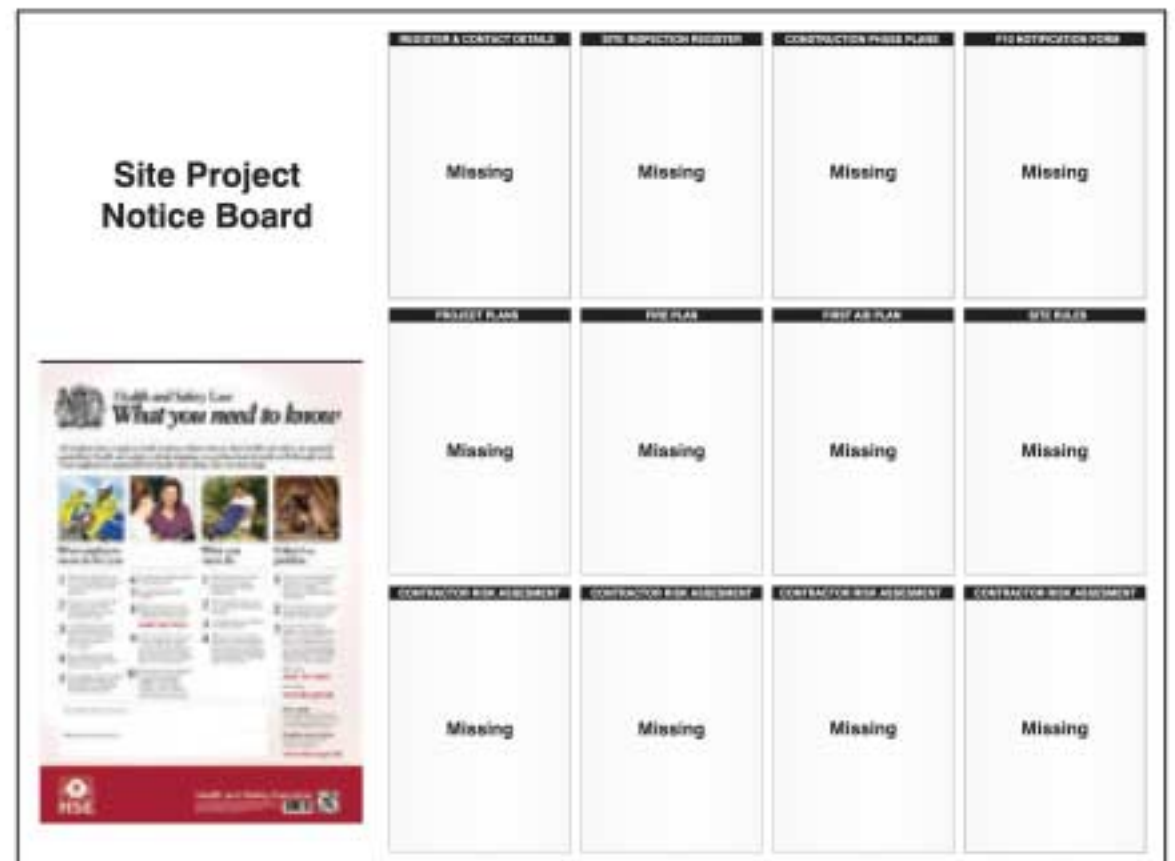
- DNR Policy
- Company H&S Policy
- Insurance Certificate
- Notification Form
- Site Rules
- Fire Plan
- First Aid Policy
- Fire Notice
- Fire Location Site Plan
- Emergency Contact List
- Other Information



5mm Foam PVC  
1430 x 1075mm  
5 8177

### Document holders for:

- Register & Contact Details
- Company H&S Policy
- H&S Minutes
- Accident Statistics
- Fire Point Location Plan
- Fire Plan
- Site Rules
- Fire Log Book
- Accident Report Book
- Employee Hand Book



5mm Foam PVC  
1430 x 1075mm  
5 8179

### Document holders for:

- Register & Contact Details
- Site Inspection Register
- Construction Phase Plans
- F10 Notification Form
- Project Plan
- Fire Plan
- First Aid Plan
- Site Rules
- 4 x Contractor Risk Assessment / Method Statement

## Branded Notice Boards

We can add company details and branding to our range of Notice Boards or if you're looking for something completely bespoke we can provide you with custom Notice Board designs to suit your needs. Contact us now for a quote.

Material Codes				Landscape Sizes			Portrait Sizes
1 Rigid Plastic	3 Photolum Rigid Plastic	5 Miscellaneous	7 Polycarbonate	E 200 x 150mm	K 400 x 300mm	M 600 x 200mm	P 400 x 600mm
2 Self Adhesive Vinyl	4 Photolum Self Adhesive	6 Aluminium	8 Quick Fix	G 300 x 100mm	L 450 x 150mm	Q 600 x 450mm	Custom sizes





## Site Saver Signs

Our Site Saver Signs are manufactured using a 4mm thick fluted polypropylene material. This low-cost material allows us to provide your own branded signs at an affordable price (perfect for temporary site signage - strong, lightweight and waterproof). Send your high resolution logo/image file at time of ordering for inclusion on site saver signs at no extra cost. If you can't see the sign you require please contact us as we can produce any design on a variety of materials.



## Site Saver Safety Notices

• 4mm Fluted Polypropylene • 600 x 400mm

<p>5 5745</p>	<p>5 5752</p>	<p>5 5748</p>	<p>5 5747</p>	<p>5 5751</p>
<p>5 5755</p>	<p>5 5754</p>	<p>5 5753</p>	<p>5 5757</p>	<p>5 5758</p>
<p>5 5762</p>	<p>5 5763</p>	<p>5 5759</p>	<p>5 5760</p>	<p>5 5761</p>
<p>5 5765</p>	<p>5 5767</p>	<p>5 5768</p>	<p>5 5784</p>	<p>5 5787</p>
<p>5 5769</p>	<p>5 5770</p>	<p>5 5771</p>	<p>5 5772</p>	<p>5 5773</p>
<p>5 5774</p>	<p>5 5775</p>	<p>5 5776</p>	<p>5 5777</p>	<p>5 5778</p>
<p>5 5781</p>	<p>5 5782</p>	<p>5 5789</p>	<p>5 5790</p>	<p>5 5791</p>
<p>5 5785</p>	<p>5 5783</p>	<p>5 5786</p>	<p>5 5805 1220 x 810mm</p>	<p>5 5803 1220 x 810mm</p>

**Sign Clip**  
Our signs clip allows easy fixing to posts and fencing.

Polypropylene  
40 x 10mm  
5 8687



**Step 1**  
Position the clip on the front of the sign



**Step 2**  
Place thumbs at the end of the clip and press firmly until the nubs pop through to the rear



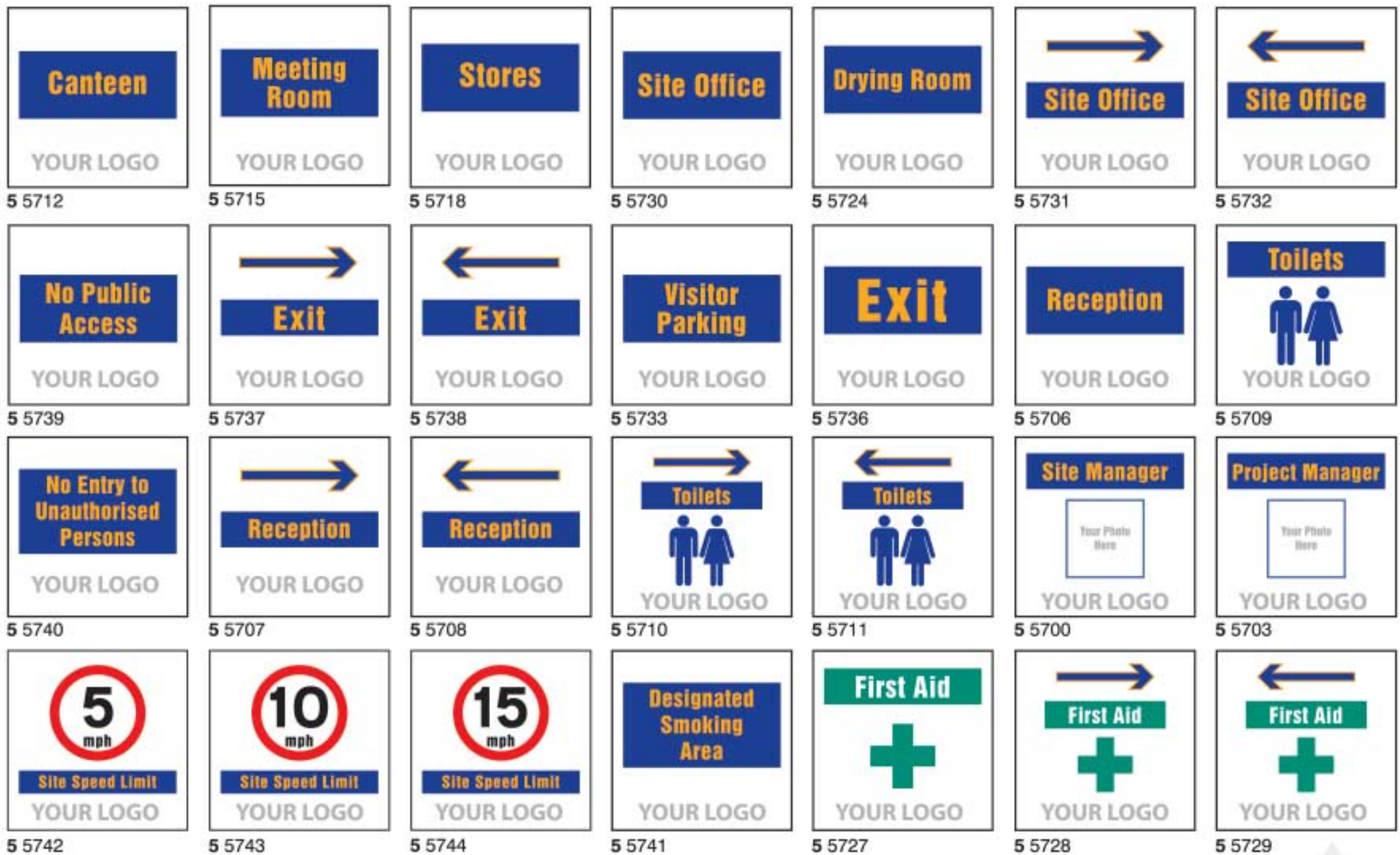
**Step 3**  
Position the back plate over the nubs at the rear and click into place



**Step 4**  
Insert cable tie for easy attachment to post or fencing



## Site Saver Amenity Signs • 4mm Fluted Polypropylene • 400 x 400mm



**Cable Ties**  
For easy attachment  
to post or fencing



150mm	Pack of 10	5 58695	Pack of 50	5 58696
370mm	Pack of 10	5 58698		
770mm	Pack of 10	5 58697		

**"YOUR LOGO HERE"**  
Remember to send us your high resolution logo  
when ordering for inclusion on your Site Saver Sign

## Site Saver Safety Boards • 4mm Fluted Polypropylene • 1220 x 1220mm





## Multi-Message Banners

• 1270 x 810mm • Banners include Eyelets • 440gsm PVC

Lightweight, durable and weather resistant. PVC banners can be rolled up for easy transportation and storage. Perfect for site safety and advertising messages. Banners are eyeletted for easy fixing to fencing with cable or bungee ties.





### SITE SAFETY

Under the Health and Safety at Work Act 1974 all persons entering this site must comply with all regulations under this act. All visitors must report to the site office and obtain permission to proceed onto the site or any work area. Safety signs and procedures must be observed and personal protection and safety equipment must be used at all times.



**Warning**  
**Dangerous site**



All visitors must report to the site office



Approved personal protective equipment must be worn



**No unauthorised access**

YOUR LOGO/DETAILS HERE

With Branding  
1270 x 810mm  
5 5137



### SITE SAFETY

Under the Health and Safety at Work Act 1974 all persons entering this site must comply with all regulations under this act. All visitors must report to the site office and obtain permission to proceed onto the site or any work area. Safety signs and procedures must be observed and personal protection and safety equipment must be used at all times.



Construction work in progress. Parents are advised to warn children of the dangers of entering this site.



**Safety helmets must be worn**



**Protective footwear must be worn**



**High visibility jackets must be worn**



**Unauthorised entry to this site is strictly forbidden**

YOUR LOGO/DETAILS HERE

With Branding  
1270 x 810mm  
5 5118



### SITE SAFETY

Under the Health and Safety at Work Act 1974 all persons entering this site must comply with all regulations under this act. All visitors must report to the site office and obtain permission to proceed onto the site or any work area. Safety signs and procedures must be observed and personal protection and safety equipment must be used at all times.



Construction work in progress. Parents are advised to warn children of the dangers of entering this site.



**Safety helmets must be worn**



**Protective footwear must be worn**



**Unauthorised entry to this site is strictly forbidden**

YOUR LOGO/DETAILS HERE

With Branding  
1270 x 810mm  
5 5119



### SITE SAFETY

Under the Health and Safety at Work Act 1974 all persons entering this site must comply with all regulations under this act. All visitors must report to the site office and obtain permission to proceed onto the site or any work area. Safety signs and procedures must be observed and personal protection and safety equipment must be used at all times.



Construction work in progress. Parents are advised to warn children of the dangers of entering this site.



**Safety helmets must be worn**



**High visibility jackets must be worn**



**Unauthorised entry to this site is strictly forbidden**

YOUR LOGO/DETAILS HERE

With Branding  
1270 x 810mm  
5 5124



### SITE SAFETY



**Heavy plant and machinery operate on this site**



**Vehicles must not enter the site without the authority of the site supervisor**



**Unsupervised reversing in and out of site is strictly forbidden**



**Speed and parking restrictions must be observed**

YOUR LOGO/DETAILS HERE

With Branding  
1270 x 810mm  
5 5125



### SITE SAFETY

All visitors & drivers must report to site office



Construction work in progress. Parents are advised to warn children of the dangers of entering this site.



**Report all accidents immediately**



**Protective footwear must be worn**



**Safety helmets are provided for your safety and must be worn**



**Children must not play on this site**



**High visibility jackets must be worn**



**Danger**  
Deep excavations



**Danger**  
Stop. Look. Listen. Beware of trucks



**No access for unauthorised personnel**

YOUR LOGO/DETAILS HERE

With Branding  
1270 x 810mm  
5 5127



### SITE SAFETY



Construction work in progress. Parents are advised to warn children of the dangers of entering this site.



**No admittance for unauthorised personnel**



**This is a hard hat area**



**Protective footwear must be worn**



**Danger**  
Demolition work in progress



**Use ear protectors**



**High visibility jackets must be worn**



**Danger**  
Look out for overhead loads

YOUR LOGO/DETAILS HERE

With Branding  
1270 x 810mm  
5 5128

### Bespoke Banners

Your message here

Your message here

We can create custom banners using supplied images, text and company logos. Contact us quoting the following codes:

Code	Size
5 5096	1270 x 610mm
5 5097	1270 x 1270mm
5 5098	2440 x 1270mm

When ordering these banners please supply company details and a high resolution logo.

### Bungee Ties



300mm length  
Pack of 4  
5 5141

### Cable Ties



Pack of 10	
150mm	5 8695
370mm	5 8698
770mm	5 8697

Pack of 50	
150mm	5 8696



## Multi-Message Banners

• 2440 x 1270mm • Banners include Eyelets • 440gsm PVC



5 5084



5 5085



5 5086



5 5129

Maximum of 8 messages - Please confirm requirements when ordering

## Safety Message Banners

• 1270 x 610mm • Banners include Eyelets • 440gsm PVC



5 5088



5 6456



5 5087



5 3215



5 2011



5 2012



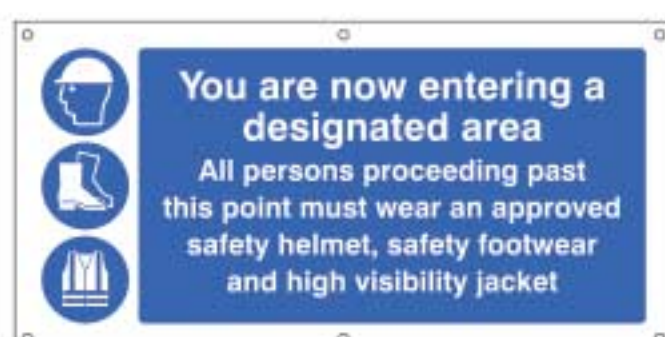
5 5093



5 5094



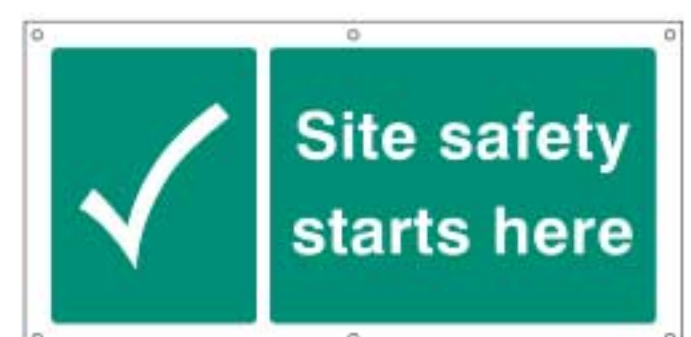
5 5095



5 5089



5 3221



5 5090



5 5092



5 5091



5 6470





## Barriers

### Barrier Tape



Non-adhesive Polythene  
75mm x 250m  
5 8622



Non-adhesive Polythene  
75mm x 250m  
5 8623



Non-adhesive Polythene  
75mm x 250m  
5 8629



Non-adhesive Polythene  
75mm x 250m  
5 8607



Non-adhesive Polythene  
75mm x 250m  
5 8624



Non-adhesive Polythene  
75mm x 250m  
5 8634



Non-adhesive Polythene  
70mm x 500m  
5 8620



Non-adhesive Polythene  
70mm x 500m  
5 8621

### Reflective Barrier Tape

Complete with retro-reflective warning stripes for added night time visibility.

Non-adhesive Reflective Polythene  
75mm x 250m  
5 8649



### Barrier Tape Dispenser

Hand held dispenser with serrated cutting edge. Allows quick and easy deployment of barrier tape.

5 8652



### Underground Warning Tapes

Underground tape marks the position of buried pipes and cables.

High visibility 100% virgin grade plastic with resistance to fading and high resistance to acids, alkalis and oils.



150mm x 365m  
5 8636



150mm x 365m  
5 8637



150mm x 365m  
5 8638


### Cone Barriers

Cone Barrier unit connects cones together to cordon off 'work in progress' areas utilising 3.65m of retractable, high visibility chevron webbing.

Fits over the top of most standard traffic cones and is suitable for motorway maintenance, road-works and Health & Safety barriers.

This low cost and flexible solution ensures safety and ease of use.

Chevron Webbing  
150mm x 3.65m  
5 7983 \*Cones not included



### Plastic Expanding Barrier



Innovative, lightweight expanding barrier which collapses down into its own frame, allowing it to be easily carried like a toolbox. Ideal for fencing off hazardous areas.

- Distinctive red and white with reflective safety panels
- Manufactured from 100% recycled plastic
- Expands to a maximum length of 2100mm
- Collapses to just 155mm wide when stowed
- End columns are 1065mm high, with main barrier at 960mm high
- Water fillable for stability and ballast
- Barrier weighs only 7kgs (when empty)

57849

### Workguard Folding Barrier



One piece, lightweight, portable folding barrier system, conforming to UK traffic signs manual Chapter 8, supplied ready assembled with 3 or 4 sides. Single sided reflective red and white flexible panels.

3 Sided 5 7988 | 4 Sided 5 7989

### Extending Barrier



Space saving metal barrier. Stands 1 metre high and expands to 3 metres in length.

Weight: Approx 8kg  
3000 x 1000mm

5 7994



A tagging and checklist system designed to help companies improve safety, reduce maintenance costs and comply with legislation by spotting potential faults early, before they develop into a more costly or serious defect. This simple but highly effective Safe Equipment Management System allows pre-use checks to be completed on workplace equipment and the findings clearly displayed for all to see, removing any doubt as to when the last check was completed. A perfect addition to any safety or maintenance management programme, in accordance with PUWER (Provision & Use of Work Equipment Regulations), LOLER (Lifting Operations and Lifting Equipment Regulations) and WAHR (Working at Height Regulations), helping to ensure workplace equipment is always good to go.

Status Tag

Attach to workplace equipment (usually at point of entry) and advise employees when the equipment is "Good to Go" following a pre-use inspection. If a fault is found then the tag can display a "Do not use" message to quarantine the equipment until further notice.

- Manufactured from tough, durable, highly visible polypropylene
- Weather resistant and UV stable
- Channelled base allows flush fitting onto scaffold tubes
- Fixing options include cable ties, screws, rivets or adhesive
- Displays "Do not use" message until completed checklist is inserted
- Displays date of audit when used in conjunction with check book

Polypropylene  
H120 x W52 x D13mm  
5 1301



Check Books

Each Check Book includes comprehensive checklists to help companies meet their obligations to relevant legislation and industry guidelines. Duplicate copies of each completed checklist are created and retained within the check book, providing invaluable evidence of your Equipment Management System in the event of an accident.

- 25 individual checklists in each book
- Includes useful guidance notes for inspection procedures
- Carbon copies are retained within the check book
- Each checklist has a unique sequential number to aid audit and management documentation
- An integral addition to your maintenance and H&S programmes
- Sign & date, insert into tag and inform of equipments status

Custom solutions available. Please let us know if you have a specific requirement for equipment we don't currently offer.



Forklift	Ladder	Pallet Truck	Scaffold Tower	Racking	Fixed Scaffolding	Harness	MEWP	Excavator	Podium Steps	Tractor	Trailer	Fleet Vehicle	Overhead Crane	Forklift Basket	Loader Crane	Bespoke
5 1302	5 1304	5 1336	5 1303	5 1305	5 1319	5 1325	5 1322	5 1342	5 1330	5 1345	5 1339	5 1306	5 1351	5 1348	5 1354	5 1317

Wallet & Pen

This useful Wallet & Pen will protect the check book from general wear and tear whilst in use and it provides a solid writing surface while you are on the move.

Includes guidance notes on how to use the system.

PVC Coated  
250 x 235 x 3mm (Flat)  
5 1308



Tamper Seals

An optional extra which can provide a visual indicator that the checklist in place is verified. If the seal is missing, the equipment should not be used and a new check should be completed.

A useful add on when quarantining faulty equipment.

Polypropylene  
Supplied in a box of 100  
5 1307



Weather Resistant Folder

These industrial strength pockets are perfect for storing Check Books and equipment manuals. With a press seal fastening to keep those important inspection checklists clean and dry.

Self adhesive strip for permanent fixings.

Clear PVC  
Can hold A4 documents  
5 8109



Dispenser

Suitable for storing check books in a central location for quick access.

- Holds up to 10 Check Books
- Can be wall mounted - Pre-drilled

Clear Acrylic  
H165 x W117 x D76mm  
5 8099



Attach the status TAG at point of entry



Use a CHECK book to complete an inspection



Complete the checklist and RECORD the findings



Remove the top sheet and INSERT into the status tag



SECURE the tag by fitting a tamper evident seal



The tag will now DISPLAY the date and findings



Annual Kits

Regular equipment inspections can help identify potential faults before they develop into costly and dangerous defects. The frequency of inspection can be defined by a wide range of variants. On occasion, legislation will set out the specific time period that checks must be made or alternatively a risk assessment may define how often checks should be completed, based upon the level of risk and the potential outcome if a fault goes undetected. Using the Good to Go Safety system will help you improve safety, reduce maintenance costs and enable you to comply with legislation.



“AN INSPECTION EVERY 7 DAYS FOR A YEAR”

Weekly Inspection Kit

The Weekly Kit provides you with everything required to carry out 50 inspections - Ideal for one year of weekly inspections.

- 1 x Status Tag  
Attach to the equipment and show its status.
- 2 x Check Books  
(50 inspections) allowing one to be completed each week and the findings displayed inside the status tag.
- 100 x Tamper Evident Seals  
Deter and identify unauthorised access to the status tag.
- 1 x Wallet  
Store the current book and provide a suitable writing surface when completing checklists.
- 1 x Pen  
Store inside the Wallet to ensure there is always a way to record findings.



Forklift	Ladder	Pallet Truck	Scaffold Tower	Racking	Fixed Scaffolding	Harness	MEWP	Excavator	Podium Steps	Tractor	Trailer	Fleet Vehicle	Overhead Crane	Forklift Basket	Loader Crane	Bespoke
5 1309	5 1311	5 1337	5 1310	5 1312	5 1320	5 1326	5 1323	5 1343	5 1331	5 1346	5 1340	5 1328	5 1352	5 1349	5 1355	5 1333

“AN INSPECTION EVERY DAY FOR A YEAR”

Daily Inspection Kit

The Daily Kit provides you with everything required to carry out one daily equipment inspection for a full year (Based on a 5-day working week)

- 2 x Status Tags  
Attach to the equipment and show its status.
- 11 x Check Books  
(275 inspections) allowing one to be completed each day and the findings displayed inside the status tag.
- 300 x Tamper Evident Seals  
Deter and identify unauthorised access to the status tag.
- 1 x Wallet  
Store the current book and provide a suitable writing surface when completing checklists.
- 1 x Pen  
Store inside the Wallet to ensure there is always a way to record findings.



Forklift	Ladder	Pallet Truck	Scaffold Tower	Racking	Fixed Scaffolding	Harness	MEWP	Excavator	Podium Steps	Tractor	Trailer	Fleet Vehicle	Overhead Crane	Forklift Basket	Loader Crane	Bespoke
5 1313	5 1315	5 1338	5 1314	5 1316	5 1321	5 1327	5 1324	5 1344	5 1332	5 1347	5 1341	5 1329	5 1353	5 1350	5 1356	5 1334

Kits are supplied in a reusable box enabling books to be stored / filed securely. Replacement components can be purchased independantly as and when required.



Our range of safety posters has been designed to reinforce the importance of completing pre-use inspections and are perfect accessories to our Good to Go Safety inspection systems. These posters provide a strong visual reminder to people, showing what they should be looking for during a pre-use inspection and highlights components included in the actual checklists. Produced on tough, durable, wipe-clean synthetic paper they are suitable for both internal and external use, making them perfect for displaying in even the harshest of environments. Rolls up for easy storage but won't tear or delaminate – can be easily positioned using pins, tape, adhesive or poster frames. A perfect addition to your safe equipment management systems.

## Pre-use Inspection Posters

• 420 x 594mm • Synthetic Paper



5 1360



5 1361



5 1364



5 1362



5 1367



5 1365



5 1363



5 1366

Posters for additional equipment types will be added throughout the year. If you can't see the poster you require please contact us to check availability

## Information Board

A wall mounted information station provides details of the Good to Go Safety inspection process whilst offering easy access to check books in a central location. Ideal for warehouses, factories or busy workplaces.

Add your company logo for no additional charge

Includes 5 Check Book Dispensers

Each dispenser holds up to 10 check books (not included).

Dispensers are supplied with high bond adhesive backing for easy application to board.

The board is easily drilled for wall mounting

Allows easy visual awareness when replacement books need to be ordered

To add your company logo, please supply us with a high resolution file when placing your order.

See page 125 for additional dispensers

10mm Foam PVC  
700 x 750mm  
5 1335





Posts

External Fixings

Whatever the sign, we can supply the necessary fixings to ensure it is clearly visible using sign frames, adhesives, posts and clips, screws and cable ties. For traffic sign frames see page 104.

Grey Steel Posts



Grey painted steel pole for sign attachment available in a range of different lengths and diameters.

Grey Steel		Grey Steel	
76mm x 3.6m	5 8684	50mm x 3m	5 8769
76mm x 2.5m	5 8675	50mm x 2.5m	5 8676
76mm x 1.75m	5 8688	50mm x 1.5m	5 8800

Anti-Rotational Post



No more site visits to straighten twisted signs. This post prevents signs being rotated. It accepts standard clips, base plates and external caps.

Grey Steel
3m x 76mm dia (30mm galvanised flat front)
5 8683

Post Caps



Grey plastic cap which fits onto the end of a post for a professional looking finish.

Grey Plastic	Grey Plastic
50mm Diameter	76mm Diameter
5 8750	5 8685

Anti-Rotational Clip



Simple sign installations are achieved by inserting the 'foot' into the sign channel, and twisting the clip through 90°. The other end is then secured by the bolt. Raised pips on the inner help prevent sign rotation.

Stainless Steel	Stainless Steel
50mm Diameter	76mm Diameter
5 8640	5 8682

Base Plate



Zinc coated steel base plate. Recommended for secure and level anchoring of sign posts. Install approximately 600mm below the surface.

Steel	Stainless Steel
50mm Diameter	76mm Diameter
5 8699	5 8686

2 Piece Saddle



Two piece design features a saddle that slides into the sign channel. The saddle accepts all bands up to 19mm (3/4") and as the band tightens the saddle clamps tightly against the channel holding the sign securely in place.

70 x 30 x 30mm
5 8754

Back to Back Clips



Allows 2 signs to be fitted back to back to a steel post. Back to Back clips are fitted with M8 bolts. Two clips are required per channel whether one or two post mounting. Supplied in pairs.

Stainless Steel	Stainless Steel
50mm	76mm Diameter
5 8689	5 8725

Banding Tool and Straps



Has a tensioning capability of 2,400lbs and a built-in cutter for use with banding straps up to 19mm wide. Firstly, Push band through buckle teeth towards the operator, ears up. Pass band around object and again through buckle. (For best results repeat this operation to obtain double banding). Anchor end of band by folding back under buckle. Take up slack. Then place band in slots of tool and push nose of tool against the buckle. Grip band with clamping lever and apply tension by turning handle. Maximum pressure is being applied when there is no appreciable movement of band between nose and clamping block. Then you can swing tool over buckle. This movement increases tension of band and, to avoid breakage, handle must be reversed slightly as tool is swung over, whilst maintaining band tension. Cut band with cutter lever and slide tool off in same position (or tension will be lost). Finally, hammer ears down over cut band.

Banding Tool	Banding Strap	Banding Buckle
5 8751	19mm x 30m	Pack of 10
	5 8752	5 8753

Tamtorque Clamps & Driver



Tamtorque sign fixing clamps have been designed for clamping signs to all types of posts. They give a quick and reliable fix to round, square or hexagonal posts every time. It removes the need to cut the band to size and therefore have no sharp edges which can snag or cut. Unlike other banding systems, the tamtorque clamp can be easily reused or readjusted. Tamtorque clamps are manufactured from high strength stainless steel and have a hardened tamper resistant screw with a unique recessed seven sided socket. This means that they can only be tightened or released with a special Tamtorque driver. An auto locking safety buckle ensures the free end of the band is safely tidied away.

Stainless Steel	Stainless Steel	Stainless Steel	Stainless Steel	Tamtorque
70-100mm Dia Post	100-130mm Dia Post	130-190mm Dia Post	190-250mm Dia Post	Driver
5 8772	5 8774	5 8778	5 8780	5 8770

Installation Guide



1. Thread the band through the two-piece saddle and around the post.



2. Screw the band through the housing using the driver or power tool.



3. Push any remaining band into the buckle for a safe, tidy finish.



4. Hold down any excess band while finally tightening.



5. Tamtorque can be released and re-positioned if required.



## Internal Fixings

### Floor Stand



This chrome finished floor stand allows a suspended frame to be slotted onto the top to provide an instant free-standing sign.

Base and frame can be removed for easy storage and transportation.

Floor stand is 1100mm high, excluding the suspended sign frame which is sold separately.

Chrome Finish  
1100mm Height  
5 8726

### Suspended Frames



This impact resistant polyvinyl plastic frame is an ideal solution to hanging signs. It can be used both single or double sided and is supplied complete with suspension kit for easy installation.

Colour	300 x 100mm	450 x 150mm	600 x 200mm
White	5 8700	5 8701	5 8702
Black	5 8716	-	5 8717
Grey	5 8681	5 8680	5 8674
Red	5 8706	-	5 8707
Green	5 8703	5 8704	5 8705
Blue	5 8720	-	5 8721
Yellow	5 8713	-	5 8714

### Adapt-a-Sign Frames



Adapt-a-sign's enable you to print off your own message and insert inside. A perfect solution for displaying constantly changing information and messages.

Clear PVC with 10mm border  
Holds A4 sheet

Colour	215 x 310mm
Black	5 6197
Red	5 6191
Green	5 6192
Blue	5 6193
Yellow	5 6194

### Suspension Kit



For easy attachment of lightweight signs to ceiling.

Two 150mm Wire Hooks  
Two Self Adhesive Ceiling Buttons  
5 8100

### Brass Suspension Kit



Polished brass for a prestigious solution to ceiling fixing.

1.2m Brass Chain and Four Brass Hooks  
Two Self Adhesive Ceiling Buttons  
5 8729

### Ceiling Hook Holder



Ideal for suspending signs up to 10kg

36mm Diameter x 60mm  
Two 150mm Wire Hooks  
5 8110 - Supplied in pairs

### Ceiling Button



Self Adhesive White Plastic  
20 x 20mm - Pack of 10  
5 8106

### Fixing Clip



Clear Plastic  
20 x 20mm - Pack of 10  
5 8104

### Magnetic Hook



5kg load capacity  
13 x 36mm - Supplied in a pair  
5 8087

### Large Fixing Clip



White Plastic  
20 x 30mm - Pack of 10  
5 8727

### Adhesive Pad



Self Adhesive Tabs  
10 x 25mm - Pack of 4  
5 8724

### Hook & Loop Dots



Self Adhesive Tabs  
20mm Diameter - Pack of 10  
5 8728

### Double Sided Tape



Acrylic High-Bond Tape  
33m x 25mm  
5 8105

### Sign Adhesive



Silicone  
310ml  
5 8694

### Sign Adhesive Gun



Silicone Gun  
5 8693

### Poly Top Screws



Pack of 12

Red 5 8777 Green 5 8773 Black 5 8781  
Blue 5 8771 Yellow 5 8779 White 5 8775

### Cable Ties



150mm - Pack of 10 5 8695  
150mm - Pack of 50 5 8696  
770mm - Pack of 10 5 8697  
370mm - Pack of 10 5 8698

### Sign Clips



Sign clip for site saver signs.  
Easy fixing to posts or fencing  
5 8687

### Bungee ties



300mm Length  
Pack of 4  
5 5141



## Standard Safety Sign Specials

We pride ourselves on having the most comprehensive health and safety sign range on the market, but we do appreciate that every workplace is different and will have different signage needs. With this in mind we offer "Standard Specials". Choose any symbol from our catalogue and by adding your own text we can create a sign that gets your exact message across whilst still complying to all UK safety sign legislation. Your company logo can also be added to make your sign completely personalised (prices on application).

### Step 1. Decide on the Sign Style

The Health & Safety (Safety Signs & Signals) Regulations require employers to ensure their employees receive training in the meaning of safety signs. Employees should understand the meaning of symbols and colours used on a safety sign.



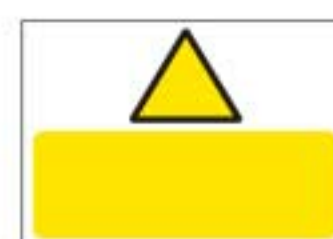
#### Prohibition

Indicates an action or behaviour that must not be committed.



#### Mandatory

Indicates a course of action to be followed or equipment to be used.



#### Warning

Advises of a potential threat or hazard to health within an area.

### Step 2. Select the Material

Deciding on your sign message is only the first step. When ordering a sign, thought should also be given to where that sign is going to be displayed. Consider the environment it will be located within – is it internal or external? Is it for display in a warehouse or a prestige hotel? – This list is not exhaustive so if you can't see the product you require please contact our sales team and we will be happy to quote in the material of your choice.

#### Rigid Plastic



Easily drilled, white, glossy, rigid PVC plastic. Lightweight with high impact strength, suitable for internal and external use.

#### Self Adhesive Vinyl



High gloss, flexible PVC with self adhesive backing. Suitable for most smooth, dry and clean surfaces. Ideally suited for indoor use.

#### 5mm Foam PVC



Bright white, lightweight and waterproof. Easily drilled for fixing. Ideal for external site safety boards.

#### Aluminium



0.9mm aluminium with gloss white powder coating. Suitable for both internal and external applications. Excellent weathering and UV resistance provides a long-life product.

#### Aluminium Composite



3mm, white aluminium skin with a polyethylene core. Lightweight & weather resistant. Ideal for external site safety boards. No scrappage value reduces risk of theft.

### Step 3. Select the Size

#### Prohibition



Material	200 x 150mm	200 x 200mm	210 x 297mm	300 x 100mm	400 x 300mm	450 x 150mm	600 x 200mm	600 x 400mm	600 x 450mm
Rigid PVC	5 9301	5 9300	5 9346	5 9253	5 9252	5 9298	5 9251	5 9250	5 9299
Vinyl (SAV)	5 9305	5 9304	5 9347	5 9257	5 9256	5 9302	5 9255	5 9254	5 9303
5mm Foam	5 9313	5 9312	5 9349	5 9265	5 9264	5 9310	5 9263	5 9262	5 9311
Aluminium	5 9309	5 9308	5 9348	5 9261	5 9260	5 9306	5 9259	5 9258	5 9307
Composite	5 9365	5 9364	5 9366	5 9361	5 9360	5 9362	5 9359	5 9358	5 9363

#### Mandatory



Material	200 x 150mm	200 x 200mm	210 x 297mm	300 x 100mm	400 x 300mm	450 x 150mm	600 x 200mm	600 x 400mm	600 x 450mm
Rigid PVC	5 9317	5 9316	5 9350	5 9269	5 9268	5 9314	5 9267	5 9266	5 9315
Vinyl (SAV)	5 9321	5 9320	5 9351	5 9273	5 9272	5 9318	5 9271	5 9270	5 9319
5mm Foam	5 9329	5 9328	5 9353	5 9281	5 9280	5 9326	5 9279	5 9278	5 9327
Aluminium	5 9325	5 9324	5 9352	5 9277	5 9276	5 9322	5 9275	5 9274	5 9323
Composite	5 9374	5 9373	5 9375	5 9370	5 9369	5 9371	5 9368	5 9367	5 9372

#### Warning



Material	200 x 150mm	200 x 200mm	210 x 297mm	300 x 100mm	400 x 300mm	450 x 150mm	600 x 200mm	600 x 400mm	600 x 450mm
Rigid PVC	5 9333	5 9332	5 9354	5 9285	5 9284	5 9330	5 9283	5 9282	5 9331
Vinyl (SAV)	5 9337	5 9336	5 9355	5 9289	5 9288	5 9334	5 9287	5 9286	5 9335
5mm Foam	5 9345	5 9344	5 9357	5 9297	5 9296	5 9342	5 9295	5 9294	5 9343
Aluminium	5 9341	5 9340	5 9356	5 9293	5 9292	5 9338	5 9291	5 9290	5 9339
Composite	5 9383	5 9382	5 9384	5 9379	5 9378	5 9380	5 9377	5 9376	5 9381

### Step 4. Supply your Required Text

Supply the text you would like on the sign in no more than 25 words. We will then select the appropriate symbol to go with the message and manufacture the sign to your exact specification.

### Step 5. Confirm Orientation

Please advise the preferred orientation for your sign.

Landscape

Portrait



## Fast Track Standard Special Order



When creating standard specials, we will use our expertise to include the correct ISO 7010 symbol wherever possible or advise of alternative options if required. If you are unsure what can or can't be included on the sign then please get in touch and we'll be happy to offer help and advice.


Why not get creative with Standard Specials and get your staff talking with some temporary, off the cuff, or seasonal signs – catching attention with one sign can help to get your other safety signs noticed and reduce the possibility of 'sign blindness' whereby over time, people see the same sign every day and eventually don't give it the regard or attention it demands.

If you need something a little more specific then see our Custom Made Sign options on page 132-133.

### Skip all these steps and email your design into us.

Why not sketch it up on a piece of paper then scan it or take a quick photo and send us the image via email.

Want a generic safety symbol with a custom message? Just tell us the message and we'll do the rest.



Unsure of the correct symbol for your custom message? We'll use our expertise to advise you.



Know exactly the symbol and message you require? Simply let us know and we'll produce to your specifications.



Remember to include the material, size, text, orientation and symbol you wish to use on the sketch. If you want to include a logo remember to attach a high resolution version and send via email.

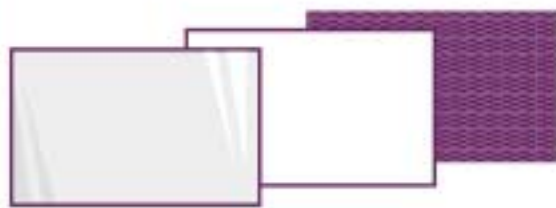




## Custom

# Custom Made Signs

If you have never ordered a custom sign before, there are a few things to consider. As you get started, take the following into consideration.



### Material

Is your sign for an inside or outside environment? Select the most suitable material for your sign location from the choice below.



### Size

No matter what they say, size does matter. Size depends on the viewing distance. Great care should be taken when selecting your size. Additional help can be found on page 2.



### Placement

How your sign is mounted will make a difference in what type of finishing it has. If fixed to a post then channelling may be required or maybe you require pre-drilled signs?



### Message

Keep your content short, distinct and specific to maximise the likelihood of it being noticed and read.



### Font

Consider the size, typeface and colours of your font to maximise visibility and keep it consistent with your corporate style.



### Logos

Instil company pride and raise brand awareness by adding your corporate branding to stand out from the crowd.



### Colour

Help your message stand out with colours. We advise the use of colours within your companies branding or colours that will compliment your companies branding.



### Full Colour Images

Personalise your sign with a photograph of your facility, an employee, or whatever you choose. Ensure your photography is high enough resolution for sign size.

## Images & Logos

The images / logos that you send to us must be high resolution. An EPS or Ai file of your company logo would be ideal however we understand that many companies only have JPEG or PDF files. JPEG and PDF files can be suitable if they are high quality. **Taking a logo from the home page of a website will not do.**



If you are finding it difficult to find a high resolution logo you can sometimes find it via [images.google.com](https://www.images.google.com) simply drag your low resolution logo file into the search bar and Google will search the internet for images which are similar. If there are any higher resolution logos found on the internet they will load. If all else fails we can reproduce your logo so it prints correctly - additional charges will apply.

There are many websites that provide free stock images such as [pexels.com](https://www.pexels.com) or [pixabay.com](https://www.pixabay.com). You can utilise these to create truly bespoke signs.

## Text & Instructions

Supplying our team with clear precise instructions will ensure you receive your sign exactly the way you'd like. When emailing these instructions please include the following:

- Code, (Size & Material)
  - Colour choices
  - Message of choice
  - Font / Upper or lower case
  - Fixings / Drill holes etc
  - Image placement
  - Logo placement
  - Quantity
- e.g.** 59416 (1200 x 800mm Rigid PVC)  
Logo at top centre of sign (sending via mailbigfile.com)  
Image below the logo (see attached)  
Message below image (see below)

## Material Descriptions Other materials available on request.



### Rigid Plastic

Easily drilled, white, glossy, rigid PVC plastic. Lightweight and strong, suitable for internal and external use.



### Self Adhesive Vinyl

High gloss, flexible PVC with self adhesive backing. Suitable for most smooth, dry and clean surfaces. Ideally suited for indoor use.



### 3mm Foam PVC

Bright white, lightweight and waterproof. Easily drilled for fixing. Ideal for external site safety boards.



### Aluminium

0.9mm aluminium with white powder coating. Suitable for both internal and external applications. Excellent weathering and UV resistance.



### Aluminium Composite

3mm, white aluminium skin with a polyethylene core. Lightweight & weather resistant. Ideal for external applications due to it's zero scrappage value.



### Reflective Aluminium

0.9mm aluminium with RA1 engineering grade reflective coating. For use on Road traffic signs. For R2 reflective please call for a quote.

## Custom Size Grid Remember to advise the preferred orientation for your sign.

Material	210x297mm	300x100mm	400x300mm	450x150mm	600x200mm	600x400mm	600x450mm	900x600mm	1050x750mm	1200x800mm	1200x1200mm
Rigid PVC	5 9450	5 9403	5 9402	5 9421	5 9401	5 9400	5 9420	5 9419	5 9418	5 9416	-
Vinyl (SAV)	5 9451	5 9407	5 9406	5 9427	5 9405	5 9404	5 9426	5 9425	-	-	-
3mm Foam	5 9453	5 9415	5 9414	5 9439	5 9413	5 9412	5 9438	5 9437	5 9436	5 9434	5 9435
Aluminium	5 9452	5 9411	5 9410	5 9433	5 9409	5 9408	5 9432	5 9431	5 9430	5 9428	5 9429
Composite	5 9395	5 9388	5 9387	5 9394	5 9386	5 9385	5 9393	5 9392	5 9391	5 9389	5 9390
Reflective	5 9454	5 9443	5 9442	5 9449	5 9441	5 9440	5 9448	5 9447	5 9446	5 9444	5 9445



## Custom Made Signs



### Fast Track Customs

With a team of talented graphic designers and several printing processes (including digital and screen) available, we can provide the ideal solution for any environment. Whether it's a prestigious hotel or an after school club, our custom made signs allow you to get creative and provide a truly unique signage solution. The starting point is your imagination (or someone else's if you've seen something you like) – once you know how you want your sign to look simply provide us with the relevant artwork or send us an image or sketch of your signage idea and we can deliver in a range of materials and sizes.

We can supply you with a visual of the finished artwork for approval before the sign is manufactured – please request at time of ordering. If you cannot find the size or material that you require then call us and, wherever possible, we will be happy to quote for anything outside of normal range.

**Why not use one of the following options to Fast Track your custom made sign? Did you know that using one of these options reduces administration and production time plus eliminates the risk of error.**



#### Scan it

Mock up your desired sign, scan it and send us the image. Please don't worry if you're not artistically inclined just remember to include material, colour, text and sizes then we'll turn your sketch into a masterpiece.

#### Remember you'll still need to send us your images & logos

\*We will not be held accountable for quality if an insufficient logo or image has been supplied. Additional charges may apply for the reworking of poor quality files.



#### Snap it

If you've seen the sign you require simply take a photo of it and send us the picture. We'll then mock up the design based on your instructions and send you a proof to approve.

## Printing Processes

We have several printing processes which we use on a regular basis, dependent upon volume, sign environment, graphical content or even just personal taste. Here are some of the more popular options available to you:



#### Screen Printing

This is the method used for printing the majority of signs within our catalogue. A proven method of printing, ideal for manufacturing medium to high quantity print runs. This manual production method ensures high quality of print and consistency of colour combined with a flawless finish.



#### Digital Print

A relatively new technique using state of the art wide format digital printers and flatbed machines. Ideal for short production runs or signs that require full colour images to be included in the job. We are able to digitally print directly onto a wide range of materials.



#### Engraving

The precision routing of computer generated designs provide a tactile, prestige finish to a sign message. The use of layered substrate materials allows the top surface to be cut away to uncover the contrasting colour of the lower layer. Ideal for door signs and valve tags.



#### Vinyl Graphics

Computer cut vinyl graphics can be applied to a substrate or used on windows. Pre-spaced, ready to apply vinyl lettering or graphics can be applied to almost any flat, dry and clean surface.



**Index**

Bold titles within this index are category headers, as highlighted on page 1 of the catalogue.

<b>0-9</b>	
2 Piece Saddle	128
5S Management	62,65
6S Management	62,65

<b>A</b>	
A4 Signs	12,14,21,22,24,28-31,36,82,111
A5 Signs	9,21,28,29,38
ABC Powder	4,5,54,57
Abrasive Wheels	24,36,89
Abusive Language	50
Access - Prohibition	23,41,43,45,111,121
Accident Report Book	83
Acetylene	27
Acids	27,41,70
Acrylic Signs	4,54
Adapt-A-Sign	53
Adhesives	129
Adr Products	92-96
AED	82
A-Frame Signs	23,34,50,52,60,72,91
Alarmed	15,30,80,81
Alcohol	4,22,50,70
All Drivers Report To	100,103,108,120
All Gender	46
Allergy	33,50
Ammonia	27
Anti Climb Paint	30,81
Anti Rotational Clips	128
Anti-Slip Products	18,28,74,76,77
Apologies for any Inconvenience	103,108,110
Arc Welding	29,111
Armband	8,82
Asbestos	26,41,111
Assembly Point	19,64,100
Assistance	48,52
Authorised Person	45,47,79
Automatic Door	29,47

<b>B</b>	
Baby Changing	46,48
Back To Back Clips	128
Badge Wallet	80
Ball Chain	56
Banana Cone	35
Banding Straps	128
Banding Tool	128
Banksman	24,68,109,120
Banners	91,116,117,122,123
Bar	50
Barbed Wire	30,81
Barricade	35,61,78,79,124
Barrier	35,61,78,79,124
Barrier Tape	60,124
Base Plate	128
Bathroom	50,55
Battery Acid	27
Battery Charging	29,42,43,60,88,111
Bend Ahead	102
<b>Bespoke Signs</b>	<b>130-133</b>
Bike Rack	101
Bin Signs	20,39,40,59
Bins	20
Biohazard	26,41
Bird Deterrent	81
Boots	25,36,37,64,75,110,114,121,122
Bottles (Recycle)	51,58,59

<b>B... continued</b>	
Boys	46,51
Braille	5,6,14,16,22,28,48
Break Glass	6,15
Broom	63
Bucket	63
Building Waste	58,59,117
Bump Cap	36
Bungee Ties	122
Buried Cables	31,124
Burns First Aid	83,84
Busbars	31

<b>C</b>	
Cable Protector	77
Cable Ties	129
Call Point	6,9,10,12,57,64,93
Cameras	25,28
Canteen	46,121
Car Park	11,47,50,98,99,107,108,123
<b>Car Park</b>	<b>98-101</b>
Cardboard (Recycle)	51,58,59
Catering	40
Caustic	27,70
CCTV	30,42,80
Ceiling Hooks	129
Chains	35,56,79,129
Changing Room	46,48,52
Check Books	125-127
Checklists	125-127
Chemical Store	27,41
Chemicals	27,89,94
Children	21-23,52,84,100,102,105,108,111,117,120
Chlorine	27
Cigarette Bin	20
Clamping	81,99
Clean Up	39,40,47,62
Clean Your Hands	39,40,51,69,84
Cleaning In Progress	34,50,60,61
Cleaning Station	63
Close Door	12,13,47,59
CLP	42,89,92-94
CO2	4,5,7,54,57,70
Column Protector	66
Compressed Air	27,28,70
Compressed Gas	27,92,93
Concealed Entrance	109,120
Cone Barrier	35,124
Cone Signs	107
Cones	35,107,124
Conference Room	46,55,118
Confined Space	29,45,86
<b>Construction</b>	<b>110-124</b>
Construction Site	29,45,88,110,111,117,119,120,123
Construction Traffic	103,109,120,123
Corrosive	27,41,92,93
Coshh	94
Courtesy Sign	116,118
Crawling Board	45
Crushing	29,32,111
<b>Custom Signs</b>	<b>130-133</b>
Customer Parking	46,98,100
Cycling	58,97,101
Cylinders	39,92,96

<b>D</b>	
Daily Inspection Kits	126
Danger of Death	31,33
Dangerous Site	110,114,121,122
Dangerous Substance	27,89
Deep Excavations	29,111,113,122
Deep Water	28,45,61

<b>D... continued</b>	
Defibrillator	82
Deliveries	98,108
<b>Deluxe Signs</b>	<b>54-57</b>
Demolition	29,111,113,117,120-123
<b>Design your Own</b>	<b>130-133</b>
Designated Area	20,37,110,121,123
Designated Smoking	20
Diesel	46,70,95
Director	98,100
Disabled (Fire Exit)	16,17
Disabled (Parking)	49,77,97,98,100,102
Disabled (Toilet)	46,48,54,55,57
Dispensers	38,124,125,127
Display Screen	87
Diversion	100,105,107,108,120
Do Not Climb	25,45,68
Do Not Close	25,72
Do Not Distract	24,97
Do Not Disturb	41,50,55
Do Not Enter	41,60,124
Do Not Obstruct	23
Do Not Operate	24,25,32,43,72
Do Not Remove	5,24,30,117
Do Not Reverse	24,68,109,120
Do Not Sit	23,24
Do Not Stand	23,43
Do Not Step On	23,45
Do Not Switch On/Off	24,25,43,51,72
Do Not Touch	23-26,40,43,93
Do Not Use	5,24,25,45,61,68,72,117
Do Not Use Lift	10,24
Do Not Walk	23
Document Pockets	67,119,125
Dogs	23,30,39
Door Hanger	50
Door Plates	13,17,55
Door Screen Sign	61
Door Sliders	55
Drain Isolation	60
Drinking Water	48,50,51,70,83
Drinks	50
Drive Slow	39,43,52,75,100,101
Drones	25,81
Drugs - Prohibition	22,24,50,97
Dry Riser	7
Dry Wipe Board	90
Drying Room	118,121
Dsear	89
Dust	27,41
Dustpan	63
DVD	86

<b>E</b>	
Ear Protection	37,38,41,64,110
Easy Wipe	
Magnetic Strip	67
ECE 70 Vehicle Plates	96
Electric Fence	30,81
Electric Shock	31,83,84
Electric Vehicle	39,98
Electrical Cables	31,34,124
Electric Warning Labels	30
Electric Warning Signs	30
Electronic Cigarettes	20,22
Electronic Devices	25,52,81
Elevator Guard	35,61
Embossed Adr Plates	95
<b>Emergency Escape</b>	<b>14-19</b>
Emergency Lighting	17
Emergency Spill Kit	60,83
Emergency Stop	83
Emergency Vehicles	12,108,109

<b>E... continued</b>	
Employees Only	23,39
Engraved	50,55,56
Entrance	22,47,48,98,103,107,108,109,120,123
<b>Environmental</b>	<b>58-63</b>
Environmental Hazard	92,93
Escape Route	11,12
ESD	31
Evacuation Chair	16,82
Exam	52,55
Excavations	29,111,113,122
Expanding Barrier	124
Explosive	26,92,93
Explosive Atmosphere	26,42
Extinguisher	4-8,48,57,64,85,93
Eye Safety	36-38,41,64,74,75,84
Eye Signs	69,80
Eye Wash	82,84

<b>F</b>	
Face Shield	37
<b>Factory Signs</b>	<b>64-70</b>
Failed	32,65
Falling (Risk Of)	28,45,111
Falling Objects	29,111,123
Fire Action Notice	9,10,11,16,53,57,64
Fire Alarm	6,11,12,48,53,64
Fire Assembly Point	19,64
Fire Blanket	7,57
Fire Door	12,13,55,57,64,93
Fire Equipment	5,7
Fire Escape	12,13,74
Fire Exit	12-18,48,54,57,64,75,81,120
Fire Exit Keep Clear	12,13,15,64,74,75
Fire Extinguisher	4-8,48,54,57,64,85,93
Fire Hose	6,93
Fire Hydrant	7
Fire Log Book	8
Fire Marshal	8
Fire Point	7
Fire Posters	7,8
<b>Fire Safety</b>	<b>4-13</b>
Fire Training	7
Fire Warden	8,53
First Aid	48,57,64,82-84,121
First Aider	53,82
Fixings	128,129
Flammable	5,27,41,42,92,93
Flammable Gas	27,92
Flammable Liquid	5,27,42,92
Flood	105
Floor Cleaning	74
Floor Graphics	18,28,74-76
Floor Marking	18,28,74-76
<b>Floor Safety</b>	<b>74-79</b>
Floor Stand	20,129
Flu	40,84
Flush	25,40,51
Fly Tipping	25,81,109
Foam Extinguisher	4,5,54,57
Folding Adr Plates	95
Folding Barrier	124
Fold-Up Signs	95,106,107
Food Allergy	33,50







<b>P... continued</b>	
Placards	95
Plastic (Recycle)	51,58,59
Playground	52
Plug Safety	24,39,51,71
Pocket Guide	5,40,67,84, 87,94,116
Poison	27,92
Poles	128
Police	106
Polish	64
Poster Frame	90
Posters - First Aid	84
Posters - Legislation	86-89
Posters - Safety	85
<b>Posters &amp; Display</b>	<b>84-91</b>
Posts - Chain	79
Posts - Parking	101
Posts - Retractable	78
Posts - Sign Fixing	78,128
Ppe Dispenser	38
Pre-Use Inspection	125-127
Premises	12,21,40,64,80
Press To Exit/Open	15
Printer	33,51,58
Private	46,55,100,108
Private Parking	47,98,99
Private Property	23,47,81,100,123
<b>Prohibition</b>	<b>21-25</b>
Projecting Signs	5-7,17,29,47,60, 72,82,111
Protective Clothing	23,26,37,40,41,114
Protruding Loads	96
Pull	15,17,47,48,55
Push	15,17,47,48, 55,57,66
Push Bar/Pad To Open	15,57
PUWER	87,125-127

<b>Q</b>	
Quality Control	65
Quarantine	65
Quarry	29,45,61,111
Quiet	50,52

<b>R</b>	
R2 Reflective Signs	52,102
RA1 Reflective Signs	102,105
Racking	24,45,65,68,125-127
Radioactive	26,92
Railway	23
Raised Ironworks	109
Ramp (Accessibility)	49,98
Ramp (Traffic)	28,101,105,107, 109,111,120
Razor Wire	30,81
Reception	46-48,54,55,98, 100,108,121
Reception (Report To)	41,45,47,108,109,120
Recycling	51,58,59
Red Tag	62,65
Reduce Speed	100,105,107,109,120
Reflective Signs	81,95,96,99,103, 106,107,116
Reflective Tape	68,124
Refuge Point	16,48,75
Refurbishment	45,110
Reject	65
Report Damage	39,41,44
Report To	45,47,100,103, 108,109,120
Reserved	98,100
Resident Parking	98-100
Residential Home	11
Respirator	37,38,41
Restricted Area	30,48,80

<b>R... continued</b>	
Resuscitation	83,84
Retractable Post	78
Reversing	24,43,44,68, 108-110,120,122
Ring For Attention	46,48,56
Road Closed	105,106
Road Narrows	102,103,106,107
<b>Road Signs</b>	<b>102-109</b>
Roll Top Signs	59,117
Roller Banner	91
Room Signs	46,51,55,82,121
Roundabout	102
Rubbish	12,39

<b>S</b>	
Safe Working Load	65,68,83
Safety Data Sheets	60
Safety Starts Here	69,75,110,120,123
Save Energy	51,59
Scaffolding	23,25,29,36,88, 111,117,125,126
School	22,51,52
Screws	129
Seatbelt	24,44,52,97
Security	30,69,80,81

<b>Security Signs</b>	<b>80-81</b>
Self Standing Signs	23,34,60
Shadow Board	63
Shoplifters	30,80
Shovel	63
Shower	46,55,82
Shut Off Valve	42,83,92
Sign Clip	104,120,128,129
<b>Sign Fixings</b>	<b>128-129</b>
Sign Frame	78,90,98,103,104
Site Entrance	103,107,109,123
Site Induction	116
Site Manager	118,121
Site Office	46,103,108,120,121

<b>Site Safety</b>	<b>110-124</b>
Site Safety Boards	112-116,119,121-123
Site Safety Rules	116,119
Site Safety Starts Here	108,110,120,123
Site Saver Signs	120,121
Site Speed Limit	103,114,121
Site Starter Packs	115
Site Traffic	29,103,107,109, 111,114

Slide To Open	15
Slippery Surface	28,34,35,50,75
Sloping Floor	28
Slow	39,43,52,75,100, 101,106

Smoking - Prohibition	20,21,22
Smoking - Vehicles	21
Smoking Legislation	21,22
Smoking Shelter	20
Snap Frame	90
Solvents	27
Sorry for Inconvenience	103,108,110
Sound Horn	39,43,44,75

<b>Specials</b>	<b>130-133</b>
Speed Bump	101
Speed Limit	97,103,121
Speed Ramp	43,101,109,120
Speed Restriction	97
Spill Kit	60,83,94
Spill Station	60,83,94

Spontaneously Combustible	92
Spray Paint	77
Staff	5,11,46,48,51, 54,55,98,100
Staff Only	46,48,54,55,100
Staff Room	46,51

<b>S... continued</b>	
Stair Nosing	77
Stairs	10,12,74
Stand-Off Signs	4,54
Status Tag	125
Stay Put Policy	11
Stencils	77,99
Steps	28,45,48,125,126
Stop (Traffic)	28,74,75,102 105,108
Stop-Go Sign	105
Stores	23,46,118,121
Strictly No Admittance	23,45,61
Strong Currents	28,61
Sudden Drop	28,61
Supplementary Plate	105,106
Surveillance	69,80,81
Suspended Frame	90,129
Suspended Loads	29,111
Suspended Sign Frame	38,47,91
Suspicious Items	81
Switch Off/On	24,25,39,42,43, 51,52,59,72
SWL	65,68,83
Syringes	27

<b>T</b>	
Table Top Signs	6,22,33,50
Tactile	5,6,14,16,22,28,48
Tags - Engraved	56
Tags - Inspection	6,62,65,92,125,126
Tags - Lockout	32,39,72
Tags - Prohibition	25,72,117
Tags - QC	65
Tags - Warning	26,31,32,72
Tailgate	28,43
Tamper Evident	83,125
Tamtorque	128
Tapes - Anti-Slip	68,76
Tapes - Barrier	60,124
Tapes - Floor Marking	68,76
Tapes - Hazard Warning	26,60,124
Tapes - Photolum	18,76
Tapes - Reflective	68,124
Telephone (Emergency)	7,82
Temporary Road Surface	105,109
Temperature	26
Terrorism	81
Test Area	29,111
Thieves	81
Thin Ice	28,61
Think Safety	49,69,110
Tidy	20,40,62,110,120
Tipping	25,111
Toilet	22,40,48,50,51, 54,55,59,121

Toilet (Female)	46,47,48,51
Toilet (Inspection)	51,53
Toilet (Male)	46,47,48,51
Toilet (Mixed)	46,47,51
Tools	63,81
Toxic	27,92,93

<b>Traffic Signs</b>	<b>102-109</b>
Trailing Cables	34
Training Booklet	86
Training DVD	86
Tree Cutting	105,106
Trespassers	30,47,80
Trip Hazard	28,34
Trucks	24,28,34,39, 43,75,125
Turn Left	108
Turn Off	51,59
Turn Right	108
Turn To Open	15,17
Tyres	28,43,58

<b>U</b>	
Unauthorised Entry	41,43,45 109,110, 114,121,122
Unauthorised Person	23,24,31,41, 43,64,75,81 99,111,121
Under Age	21,50
Underground Service	31,113,124
Underground Tape	124
Underground Cables	31,124
Uneven Road Surface	108
Unloading	28,39,111
Unplug	24,51
UV Light	39,41

<b>V</b>	
Vacant	55
Valuables	52
Valve Tags	56
Valves	6,25,42,71 72,92
Vaping	22,97
Vehicle Inspection	97,125,126
Vehicle Marking	95-97
Vehicle Plate	95,96
Vehicle Triangle	107
Vehicle (Mandatory)	12,108,110
Vehicle (Prohibition)	24,109,111,120
Vehicle (Security)	30,50,80,108
Vehicle (Warning)	28,43,109,111
Verge Signs	100
Vibration	32
Visitor Book	80
Visitors	47,80,98
Visitors (Parking)	47,98-100,121
Visitors (Report To)	41,45,47,52,100 103,108,109,114 120-122
Visor	37
Visual Impact Signs	4,54
Voltage	30,31,41,72,124

<b>W</b>	
Walkway	23,75,103,109
Wall Panels (First Aid)	83
Warehouse Labels	68
<b>Warehouse Signs</b>	<b>64-70</b>
<b>Warning</b>	<b>26-35</b>
Warning Diamonds	92-95
Wash Your Hands	39,40,51,69,84
Washroom	33
Waste	27,41,58,59, 70,117,118
Water Extinguisher	4,57
Water Safety	25,28
Way Guidance	18
Way In	98, 108
Way Out	98,108,123
WC	46,57
We Apologise For	103,108,110
Weekly Inspection Kits	126
Welcome To	52,100,120
Welding	29,37,43,111
Wellbeing	49
Wet Chemical	4
Wet Floor	28,34,35,50,52
Wet Paint	27,34
Wheel Chock	39
Wireless Devices	25,52
Work In Progress	29,34,43,111, 114,117,123
Works Access	105,109
Works Traffic	103,109,120
Workstation	40,62
Wrap Recycling	58

<b>Z</b>	
Zintec signs	105



Safety Signs Checklist

This checklist can be used to help carry out a safety sign survey of your premises. Although not extensive, it has been designed to help highlight any clear gaps in your current set-up and identify the relevant products to help ensure compliance with British and International Standards. Upon completion of the checklist, if any of your answers are **NO** then use the page reference to find the relevant signs to install to rectify the issue.

Outside and at Point of Entry into the Building			Page Reference
Is the assembly point clearly identified?	Y	N	19
If a visitor leaves through a rear fire exit, can he/she find their way to the assembly point?	Y	N	19
Is the designated smoking area clearly defined?	Y	N	20
Are all parking restrictions clearly identified?	Y	N	24,47,98-100
Are any speed restrictions within the grounds clearly marked?	Y	N	100-103,108
Can the roof be accessed and hold the weight of an average person?	Y	N	29,45

Entry & Reception

Does the building clearly display at least one updated Health and Safety Law poster?	Y	N	87
Is there a 'No Smoking' sign on display in the building and/or in fleet vehicles?	Y	N	21
Are facilities provided to ensure equality and inclusivity of all staff/visitors?	Y	N	46-49
As a visitor, is it clear if you need to sign in?	Y	N	52,80
If there is a CCTV system in use, is there at least one sign stating this?	Y	N	80
Where CCTV is in operation, is it clear who is running the system and how to contact them?	Y	N	80
Does the business have a clear way of informing staff of when a fire drill is due to take place?	Y	N	6

Fire Action, Equipment and Doors

Does every fire alarm call point have a fire action notice above it?	Y	N	9-11
Can all fire alarm call points be seen from a distance?	Y	N	6
Can all fire extinguishers, hose reels or fire call points be seen clearly from a distance?	Y	N	5-7
Have staff received instructions of what type of fires the fire extinguishers can/not be used on?	Y	N	5
Are fire doors indicated with a 'Fire door Keep shut' sign?	Y	N	12-13
Are all fire doors that open to fresh air clearly marked 'Fire exit Keep clear'?	Y	N	12
Are emergency door push bars or pads clearly signed with the appropriate symbol?	Y	N	15

First Aid

Is the location of the first aid equipment clearly marked?	Y	N	82
Are first aiders known by all staff members?	Y	N	82
Does your company have an accident report book?	Y	N	83

Toilet / Washroom Signs

Are the hot water taps, which could reach a harmful temperature, clearly signed?	Y	N	26
Do 'wash hands' signs currently appear in all washrooms?	Y	N	40
Are policies on energy saving and recycling clearly indicated?	Y	N	58-59
Are no smoking signs displayed in toilets/washrooms?	Y	N	22
Can visitors easily locate the toilets/washrooms? Are all genders catered for?	Y	N	46,54-55

Access / Restriction around the Building

Are customers, visitors or new starters aware of areas they are restricted from entering?	Y	N	23
Are all height hazards clearly marked? (e.g. low ceilings, overhangs or areas with low clearance)	Y	N	29
Are unexpected trip hazards or changes in flooring levels marked?	Y	N	28
Do all visible hazards have the correct sign next to them?	Y	N	26-35

Factories and Warehouses

Are there any requirements to wear specific PPE? Is this highlighted at all points of entry?	Y	N	36-38
Is all dangerous working equipment clearly marked with measures to be aware of?	Y	N	32,39,43
Are all staff/visitors aware that forklifts operate in the area?	Y	N	24,28,43,44
Are signs in place to warn of potential reversing vehicles?	Y	N	24,28,43
Are there appropriate signs next to any 'Hot Works'?	Y	N	41
If any part of the building contains Asbestos, is it properly marked and managed?	Y	N	26,41
Do all of the triangular warning signs display either 'Danger', 'Warning' or 'Caution'?	Y	N	26-35
Are routine equipment inspections carried out in compliance with PUWER?	Y	N	125-127

Fire Escape Signage

Do all Exit and Fire Exit signs show an ISO 7010 compliant running man?	Y	N	14-18
With the exception of an office with one door out, can fire exit signs be clearly seen from every area?	Y	N	17
Is there a fire exit sign pointing right or left above any door?	Y	N	14-18
Would fire exit signs be visible in smoky/dark conditions for sufficient time to exit the building?	Y	N	14-18

Notes / Comments

You should also check the condition of existing signs and replace any that are showing excessive wear and tear or fading of graphics, which may make them difficult to read. Look for consistency in design too in terms of graphics and text format to maximise comprehension levels and minimise any risk of uncertainty.

Buckled or Bent Signs



Faded or Sun Damaged Signs



Chipped or Cracked Signs



Old Symbols or Capital Letters





# SAFETY SIGNS

## CATALOGUE 2018/19

